Defem Mesh Trays & CombiRacks

Cable support solutions for demanding applications

Cable Support Systems

85

years of expertise
in cable support

Cable support is the fundament of our total power and network offer

With a powerful and extensive range of Cable Support products from Schneider Electric, our customers can feel confident that there is always a strong backbone to build their solutions around – whether applied for a huge data centre or a wind power park supporting an entire community.

Cable Support is an essential ingredient in the total Schneider Electric offer, from power distribution to building management.

In the late 1920s the founders of Wibe, Mr Wikstrand and Mr Berg, realized the advantages of using a ladder horizontally as well as vertically. And that the horizontal ladder was ideal for carrying cabling. Since then, the product range has grown to include a vast amount of ladders, trays and accessories suitable for a variety of applications and environments.

Our Cable Support range contains all necessary elements for a complete solution – mesh trays, cable trays and cable ladders along with a wide variety of accessories.

Fully integrated since 2009

In March 2004, AB Wibe, the leading Scandinavian Cable Support company, incorporated the mesh tray manufacturer Defem. And since 2009, Wibe is a fully integrated part of Schneider Electric. This means that our customers to an even greater extent can benefit from the comprehensive Schneider Electric offer.

Defem Mesh Trays

Every construction needs a strong backbone

Defem high-end mesh trays are part of our integrated, complete cable support offer for the routing of power, data and control cables. The mesh trays, accessories and support systems are excellent for light, medium and heavy duty applications. With a variety of surface treatments, the total assortment is suitable for non-aggressive indoor environments like offices and IT-centres, as well as fordemanding applications such as food industries and harsh outdoor environments like windmills, tunnels and offshore.

Defem covers all corrosion classes

C1

Electro-galvanized
For heated facilities with low exposure to corrosion, such as hotels and offices.

C2

Pre-galvanized
For partly outdoor environments with low exposure to corrosion, for example warehouses and parking garages.

C3

Hot-dip galvanized
For urban and light industrial areas with average environmental corrosion, such as breweries and dairies.

C4

Hot-dip galvanized
For areas with high levels of environmental corrosion, humidity and airborne pollution such as industrial and coastal areas, chemical plants, dockyards.

C5-I

Stainless steel AISI 304L
For areas with almost permanent high levels of humidity and airborne pollution, such as chemical and heavy industries, tunnels and dockyards.

C5-M

Stainless steel AISI 316L
For areas with almost permanent high levels of humidity, airborne pollution and salt, such as purifying plants and offshore.

Read more about corrosion classes on page xx

Decades of product development, hundreds of worldwide cases, an extensive range of complementary products for any installation, high-end system at a competitive total lifecycle cost.

Defem standard Mesh Trays 7

Robust, easily assembled mesh trays with unbeatable capacity and support distances. Suitable for a number of applications, for example large-scale data centres.

Defem custom-made Mesh Trays 9

Mesh trays that can be delivered custom-made for various needs and conditions.

Defem special purpose Mesh Trays 11

Uniquely shaped mesh trays for the toughest requirements regarding hygiene and sanitation – the cabling is kept in place even when exposed to high pressure cleaning.

Defem Mini Mesh Trays 11

Ideal mesh trays for tricky installations in narrow spaces. Just bend, shape and cut to fit.

Accessories and benefits 12

Fire resistance properties 14

Product range 17

Technical description 77

Reference number overview 130



Step up to impressive capacity and endless opportunities

Defem mesh trays can also be delivered as pre-cut parts or custom-made kits.

Miles of cables in all directions – no tangle, no mess. A variety of shapes, sizes and innovative accessories ensures a tidy, safe and flexible mesh tray installation in every type of environment.

The Defem mesh tray range supports wall-mounted, floor-laid and ceiling-suspended installations. Bends, raisers and reducers can easily be formed on site from length material elements.

Defem mesh trays provide a flexible, safe and easily installed solution. Thanks to the uniquely shaped rounded wire ends, as well as the smooth and strong welding points, the mesh trays comply with all safety requirements for installers and cables. Also, the wire diameter and size allows higher safety working-load values than any comparable products on the market. Add to that a variety of surface treatments to choose from, and you have a complete solution ready to take on any challenge.

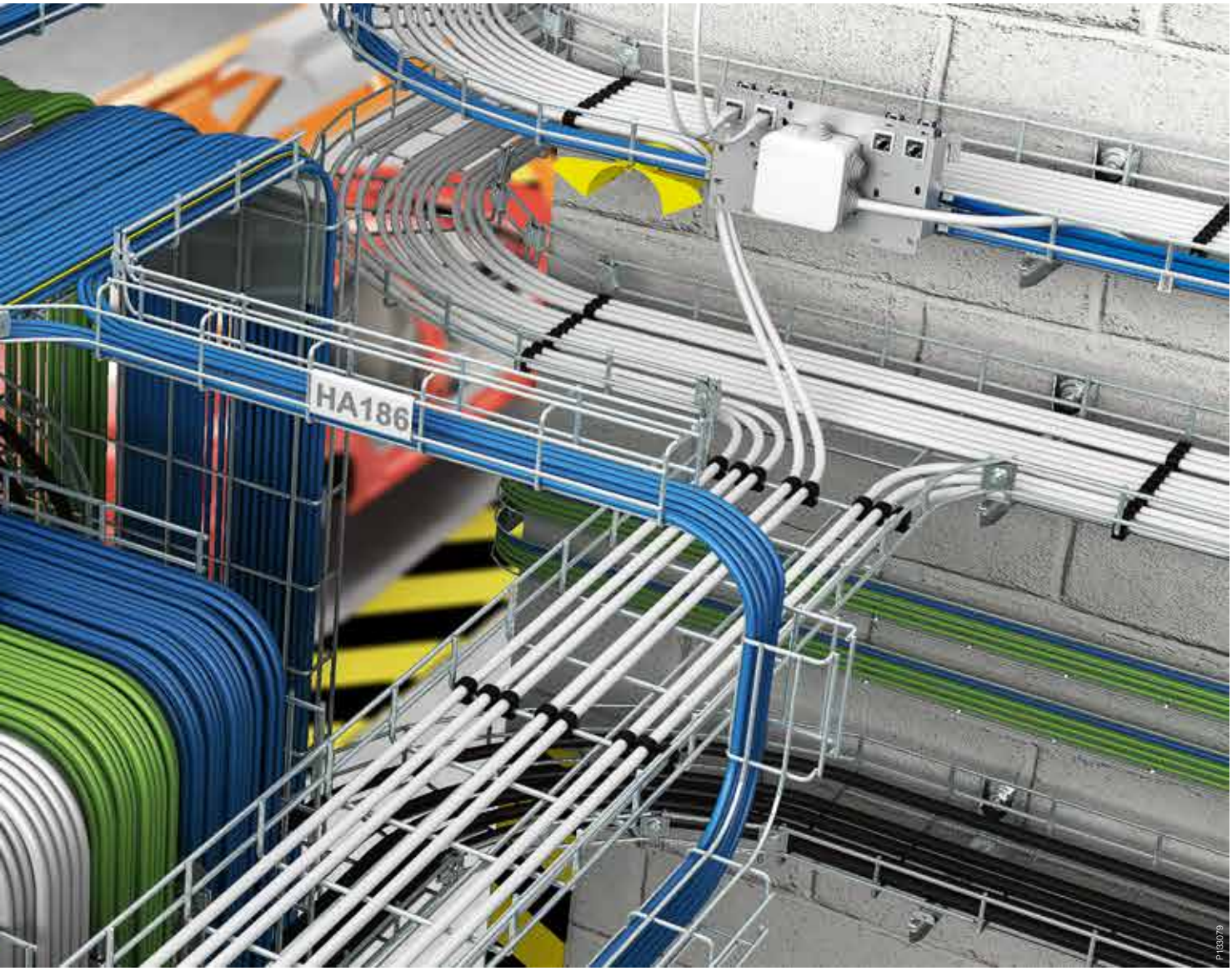

Clear marking

Just snap the clip onto the two side-wires of the mesh tray.

Accessory holders

Use any of our accessory holders dedicated for a variety of boxes and outlets. Snap it onto the mesh tray wires and tighten the grips.

Robust brackets

Mount the brackets right onto the wall or on ceiling-suspended pendants.

Fasten the cables

Keep the cables in place with Cable clips. Oil and UV- resistant.

No need to order accessories like bends, reducers and raisers. Form them easily on site from length material.

Strong and secure

Screw-fitting ensures a very robust installation with secure earthing and equipotential bonding over time.

Separate the cables

Easy to bend by hand, no tools are needed. Can be mounted continuously both on length material and bends.

P133061

Defem Standard Mesh Trays
– the fast track to reliability



Defem mesh trays provide reliable and safe transport of power, data and control cables to every corner of the building. The solution is strong, flexible and suitable for large-scale applications.

Whether a small industry or a large-scale airport, enabling trouble-free distribution of power and data is essential. Safe operation, easy maintenance and a minimum of interruptions, are requirements that call for a dependable and secure cable support system. The Defem range also includes support for easily accessible power distribution underneath the floor. Together with the flexible mesh trays for network distribution in the ceiling, the entire data centre installation is fully equipped, strong, and conveniently adjusted to any application.

A wide range of dimensions



Well-rounded edges, along with smooth and strong welding points protect hands and cables from being damaged by sharp edges.

The open structure allows airflow and prevents cables from overheating.

Product features

Zone cabling
Fittings for zone cabling are part of the Schneider Electric total offer for data and telecom.

Side radius limiter
For a protective and smooth distribution of gentle fibre cables.

Fibre management
The radius limiter protects sensitive cables from being bent at a too sharp an angle, which may cause reduced performance.

Defem Custom-made Mesh Trays – flexibility at its best

Special applications require special products. The Defem mesh tray is easy to cut and bend for any configuration. But if you need a series of similar tailored parts for your installation, let us do the cutting and shaping for you. No waste of material or time.

In quite a few projects there is a repeated need for mesh trays of a special design. We can deliver the mesh trays specially adapted to these needs, as pre-cut parts, or as complete, custom-made kit solutions.

Custom-making is not only about having the mesh tray cut in a certain manner. It is also about optimizing both performance and cost-efficiency to the special conditions that may occur, understanding the customer's need.

We have a long time of experience from many projects around the world and can provide custom-made adaptations for rigorous hygienic requirements, infrastructure in aggressive environments, and much more.

Ready-made kits - simplifies your work on site

Offshore windpower turbines are subject to the harshest climate. Every detail must endure the tough conditions.



16
P133097

Defem Special Purpose Mesh Trays
– when hygiene is key

You can let loose the high-pressure washing system with no worries. Defem mesh trays withstand the most rigid sanitary regulations and the non-bundled cables will stay in place during cleaning.

The food and beverage industry has the most rigorous regulations on hygiene and sanitation. Every part of the installation has to endure high-pressure washing and harsh detergents. The ingenious shapes of the C-, G- and Z-mesh trays provide excellent protection of and access to the cables. Thanks to the smooth and high-quality welding points with no cavitites, undesired substances will be prevented from accumulating.

Dimensions

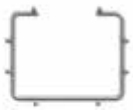

C-Mesh tray,
120x100 mm

G-Mesh tray,
75x95 mm

Z-Mesh tray,
120x80 mm

Defem Mini Mesh Trays
– flexibility in detail

Measure and cut the mini mesh tray into the desired length and fasten it with our dedicated accessories – and you are done.

The mini mesh trays offer the fastest way to route all types of small cables. Though modest in size, the mini mesh trays can endure any type of high-pressure water or air cleaning. The Mini esh B30-D also provides an excellent protection of impact to cables in tough environments.

Dimensions

Mini Mesh B30-D,
30x24 mm

Mini Mesh B30-U,
46x15 mm

Mini Mesh B30-I,
60x6 mm

Accessories and benefits

Marking clip, Equipotential Bonding

For clear, visible information, just snap the plastic marking clip onto the mesh tray. Available in English, Swedish and German.

P134652

P134651

Accessory holder

Accessory holders without holes or with a universal hole pattern for easy mounting of various boxes and outlets. The holder can be mounted in different directions and angles on a mesh tray. The holder is tightened to the mesh tray by closing the grip around the wires.

P134654

P134653

Fitting

Fittings for joining mesh trays. Can also be used as wall brackets or fastened onto a machine or similar. Mounted over the centre wires, it can also serve as a carrier of lighting fittings.

P134656

P134655

Floor support

Floor support for all mesh trays, for example underneath a raised floor. Adjustable 215–370 mm. The upper and lower part can be adjusted in a 90 degree angle.

P134657



P134658

Separating plates

The plane separation plate can be mounted continuously both on length material and in bends with the support of plate holders. No tools are needed. Easy to bend by hand.

The L-shaped separating plate can be fastened onto the mesh trays by bending the flaps around the tranversal wires.

Bend plate, Radius limiter, Side radius limiter

The bend plate is made of aluminium and used for smooth bending of cables when changing levels. The steel radius limiters protect the cables from being bent at too narrow an angle.

Brackets for Canalis KBA and KBB busbars

The use of brackets will further stabilize and strengthen the installation. Just fasten the Canalis busbar to the mesh tray, and attach the dedicated Canalis lighting fittings underneath.

Brackets for hygiene installation

Stainless steel brackets for firm and secure mounting of mesh trays onto walls and pendants. A mounting distance of 100 mm from the wall enables easy cleaning. Especially suitable for environments that must endure rigid sanitary requirements, such as the food and beverage industry.

Defem mesh trays comply to E30 and E90 fire protection

The longer the mesh trays are resistant to fire, the longer the electric system will be able to operate normally. Defem products with E30 and E90 certification will help decrease the number of casualties in the event of a fire. The well-proven, reliable system will prolong the access to critical emergency services, such as fire suppression systems, emergency lighting, ventilation and other basic installations.

The Defem mesh trays meet the toughest product standards:
IEC 61537
UNE EN 50102
UNE EN ISO 9227
DIN 4102-12 for fire resistance E90

Defem is the only mesh tray approved by Det Norske Veritas (DNV) for offshore and ship-yard use.



About the test

A large amount of the Defem products have excellent fire resistance properties. You can feel confident when installing Defem in environments requiring both E30 and E90 certification.

The Defem products exceeded the fire resistance test, qualifying for the highest level of resistance proposed by this standard – the E90. The trays with accessories and Dätwyler Pyrofil KERAM E30 and E90 cables were tested for 90 minutes in a temperature of up to 1000°C without collapsing, with the electrical performance still remaining intact.

Stands 90 minutes in a temperature of up to 1000°C.

During the test
Defem system with Dätwyler Pyrofil KERAM E30 and E90 cables during the test.

After the test
Defem system after 90 minutes of fire test. The electrical performance is still intact.

P135073

MERCURY
P129790

P129795


P129754


P130590

P129766

Content

Overall view, the Defem system
Installation summary..... 18

Choice guide
Electro-galvanized 20
Hot-dip galvanized 28
Stainless steel 34

Range
Electro-galvanized 41
Hot-dip galvanized 51
Stainless steel 59

Defem CombiRack
U-Bar support system..... 71
Range..... 72

Technical description
The right surface treatment 78
Corrosion classes..... 80
Surface treatments 81
Potential balancing 82
Electro-magnetic compatibility.... 84
Quality 85

Use and installation
Defem Mesh tray system..... 87
Defem CombiRack system..... 127

Reference number overview..... 130

Installation summary

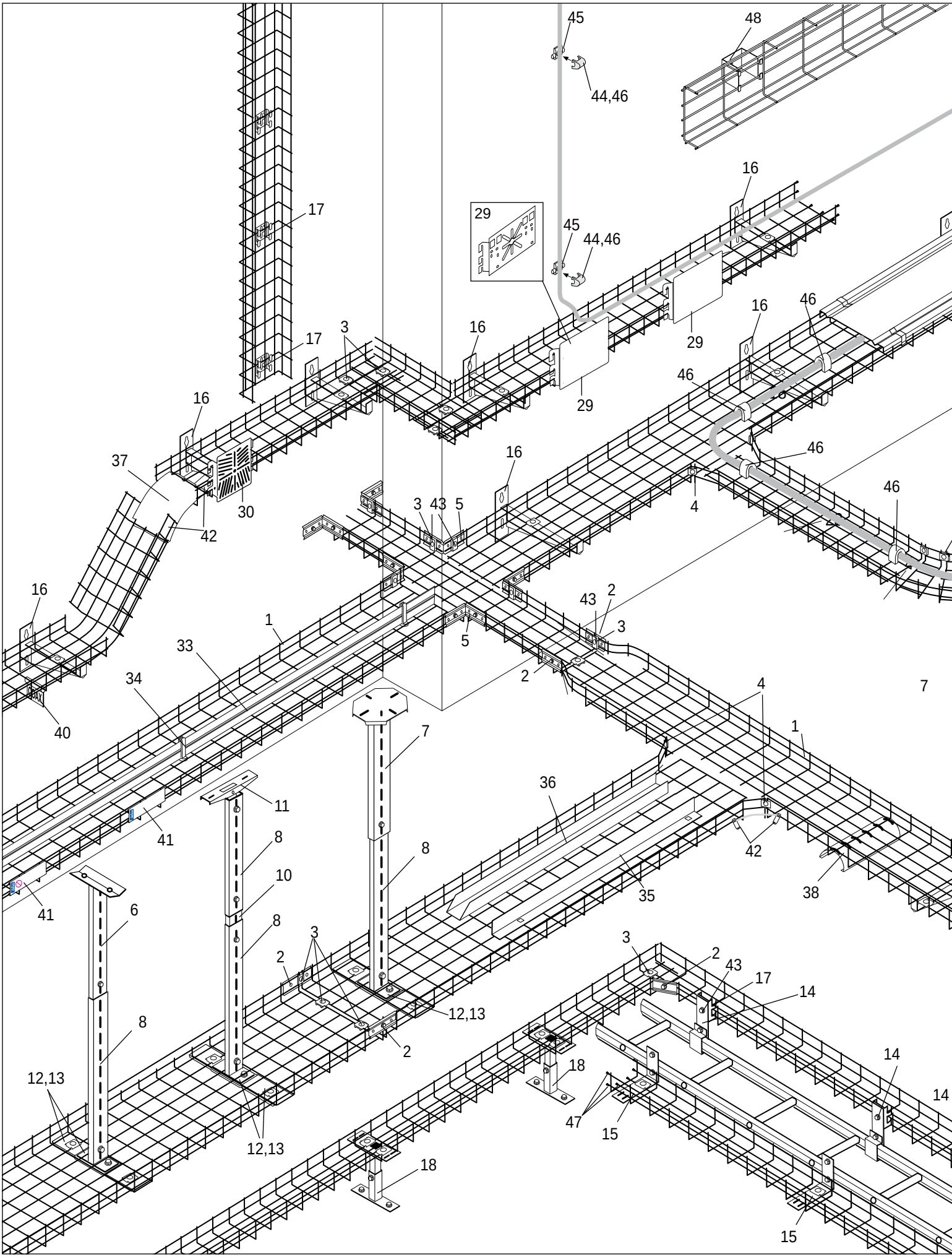

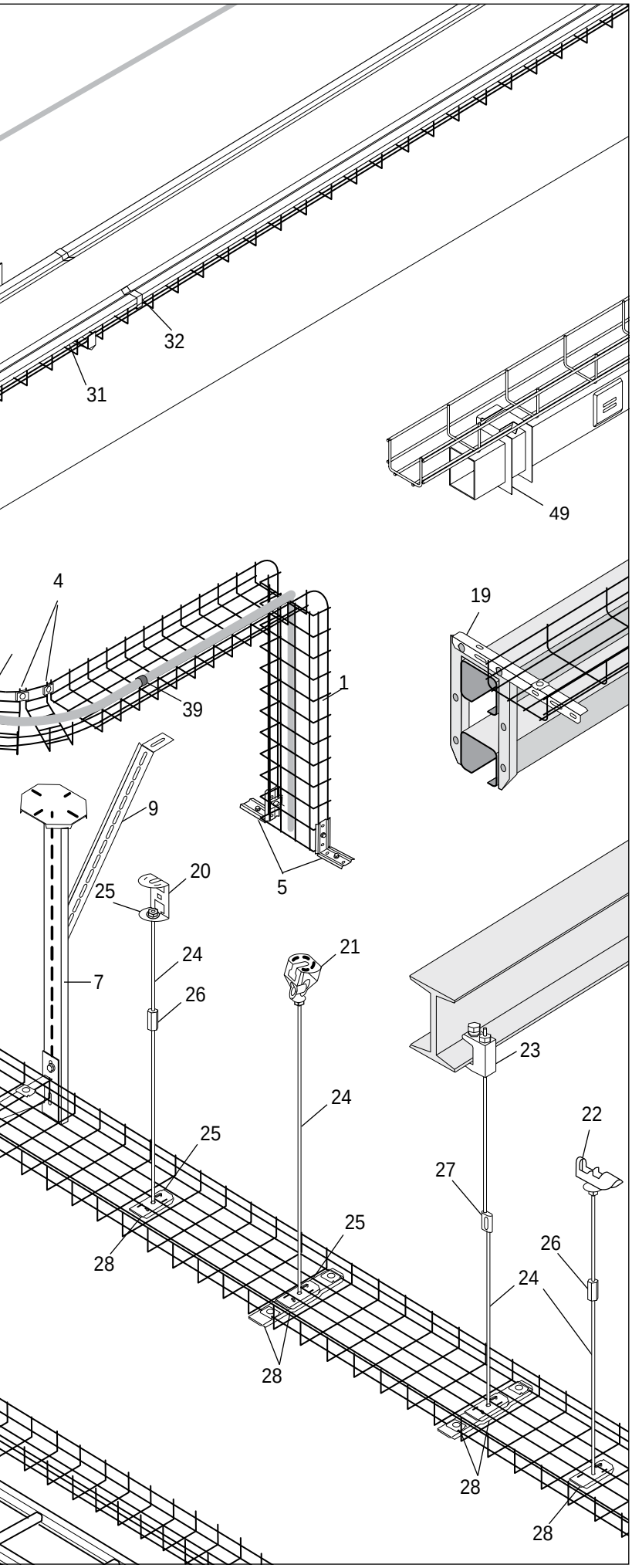

1 Mesh trays
Mesh trays C,G,Z
Mini Mesh B30-D,-U,-I
2 Fitting B1
3 Fitting B2
4 Fitting B3
5 Angled Fitting B27
6 Pendant B12L
7 Pendant B12
8 Extension B19
9 Side Support B10
10 Joining Fitting B24
11 Ceiling Fitting B23
12 Support Hook B35/120-220, 320-422
13 Support Hook B35/422-622
14 Combi Fitting B21
15 Combi Fitting B21 90°
16 Bracket B9
17 Bracket B4, B4 mini
18 Support B33
19 Conveyor Bracket B17
20 Ceiling Fitting Universal B46
21 Ceiling Fitting Flexible B47
22 Ceiling Clamp B48
23 Beam Clamp B49
24 Threaded Rod B41
25 Flange Nut B43
26 Distance Nut B42
27 Thread Lock B50
28 Support Hook B39
29 Accessories Holder B5 with or without holes
30 Accessories Holder B5 mini
31 Plate Cover B7
32 Clip B8
33 Separating Plate B36
34 Plate Holder B38
35 Separating Plate B26
36 Tele-Channel B6
37 Bend Plate B31
38 Radius Limiter B11, B34, B67
39 Velcro B51
40 Identification Tag B40
41 Marking Clip B44
42 Earth Connection Clamp B18
43 Bolt and Nut B13
44 AS-I clips B14
45 Fixing Plate B15
46 Cable Clips B16
47 Safety Cap B32
48 Bracket B4 100
49 Fixing for Canalis KBA and KBB

Choice guide
Electro-galvanized

Dimensions (WxH mm)	Complementary accessories			Dimensions (WxH mm)				
	Fitting B2	Threaded rod	Bolt B13	53x45	75x4/55	75x5/55	120x60	
			50 pcs/250 pcs					
Cable Tray								
				1149113	1149100	1149110	1149101	
Fitting								
Joining set B52	–	–	–	1149153	1149153	1149153	1149153	
Fitting B1	1149155	–	1149184/85	1149154	1149154	1149154	1149154	
Fitting B2	–	–	1149184/85	1149155	1149155	1149155	1149155	
Fitting B3	–	–	–	1149156	1149156	1149156	1149156	
Angled fitting B27	1149155	–	1149184/85	1149169	1149169	1149169	1149169	
Wall support								
Bracket B4	–	–	–	1149157	1149157	1149157	1149157	
Bracket B4 mini	–	–	–	1149198	1149198	1149198	1149198	
Bracket B9	1149155	–	1149184/85	1149121	1149121	1149121	1149121	
Cantilever arm 50i	1149155	–	1149184/ 85	791412	791412	791412	791412	
Cantilever arm 81	1149155	–	1149184/ 85	–	–	–	–	
Ceiling/ floor support								
Pendant B12L	–	–	–	1149136 1149146	1149136 1149146	1149136 1149146	1149136 1149146	
Pendant B12	–	–	–	1149148 1149150	1149148 1149150	1149148 1149150	1149148 1149150	
Bracket B9	1149155	–	1149184/85	1149121	1149121	1149121	1149121	
Cantilever arm 50i	1149155	–	1149184/ 85	791412	791412	791412	791412	
Cantilever arm 81	1149155	–	1149184/ 85	–	–	–	–	

	220x60	320x60	422x60	522x60	622x60	120x110	220x110	320x110	422x110	522x110	622x110
	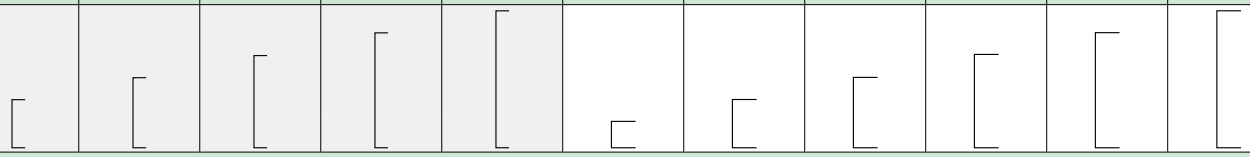										
	1149102	1149103	1149114	1149115	1149116	1149104	1149105	1149106	1149107	1149108	1149109
	1149153	1149153	1149153	1149153	1149153	1149153	1149153	1149153	1149153	1149153	1149153
	1149154	1149154	1149154	1149154	1149154	1149154	1149154	1149154	1149154	1149154	1149154
	1149155	1149155	1149155	1149155	1149155	1149155	1149155	1149155	1149155	1149155	1149155
	1149156	1149156	1149156	1149156	1149156	1149156	1149156	1149156	1149156	1149156	1149156
	1149169	1149169	1149169	1149169	1149169	1149169	1149169	1149169	1149169	1149169	1149169
	1149157	1149157	1149157	1149157	1149157	1149157	1149157	1149157	1149157	1149157	1149157
	1149198	1149198	1149198	1149198	1149198	1149198	1149198	1149198	1149198	1149198	1149198
	1149122	1149123	1149124	1149195	1149196	1149121	1149122	1149123	1149124	1149195	1149196
	791413	791414	791415	–	–	791412	791413	791414	791415	–	–
	–	–	–	780162	780163	–	–	–	–	780162	780163
	–	–	–	–	–	1149136 1149146	–	–	–	–	–
	1149148 1149150	1149148 1149150	1149148 1149150	1149148 1149150	1149148 1149150	1149148 1149150	1149148 1149150	1149148 1149150	1149148 1149150	1149148 1149150	1149148 1149150
	1149122	1149123	1149124	1149195	1149196	1149121	1149122	1149123	1149124	1149195	1149196
	791413	791414	791415	–	–	791412	791413	791414	791415	–	–
	–	–	–	780162	780163	–	–	–	–	780162	780163

Choice guide
Electro-galvanized

Dimensions (WxH mm)	Complementary accessories			Dimensions (WxH mm)				
	Fitting B2	Threaded rod	Bolt B13	53x45	75x4/55	75x5/55	120x60	
			50 pcs/250 pcs					
Cable Tray								
				1149113	1149100	1149110	1149101	
Ceiling/floor support								
Support hook B35	1149155	–	1149184/85	–	–	–	1149119	
Support hook B39	–	1149451/52 1149461/62	1149184/85 1149405/64	–	–	–	1149117	
Extension B19	–	–	1149184/85	1149161	1149161	1149161	1149161	
Joining fitting B24	–	–	1149184/85	1149165	1149165	1149165	1149165	
Ceiling fitting B23	–	–	–	1149164	1149164	1149164	1149164	
Ceiling fitting Universal B46	–	1149451/52 1149461/62	–	1149474	1149474	1149474	1149474	
Ceiling fitting Flexible B47/M8	–	1149451 1149452	–	1149475	1149475	1149475	1149475	
Ceiling fitting Flexible B47/M10	–	1149461 1149462	–	1149476	1149476	1149476	1149476	
Ceiling clamp B48/ M8	–	1149451 1149452	–	1149472	1149472	1149472	1149472	
Ceiling clamp B48/ M10	–	1149461 1149462	–	1149473	1149473	1149473	1149473	
Beam clamp B49	–	1149451/52 1149461/62	–	1149471	1149471	1149471	1149471	
Side support B10	–	–	1149184/85	1149149	1149149	1149149	1149149	
Bracket B4	–	–	–	–	–	–	1149157	
Bracket B4 mini	–	–	–	1149198	1149198	1149198	–	
Support B33	1149155	–	1149184/85	–	–	–	1149135	

	220x60	320x60	422x60	522x60	622x60	120x110	220x110	320x110	422x110	522x110	622x110
											
	1149102	1149103	1149114	1149115	1149116	1149104	1149105	1149106	1149107	1149108	1149109
	1149119	1149120	1149120 / 1149130	1149130	1149130	1149119	1149119	1149120	1149120 / 1149130	1149130	1149130
	1149117	1149118	1149118	–	–	1149117	1149117	1149118	1149118	–	–
	1149161	1149161	1149161	1149161	1149161	1149161	1149161	1149161	1149161	1149161	1149161
	1149165	1149165	1149165	1149165	1149165	1149165	1149165	1149165	1149165	1149165	1149165
	1149164	1149164	1149164	1149164	1149164	1149164	1149164	1149164	1149164	1149164	1149164
	1149474	1149474	1149474	1149474	1149474	1149474	1149474	1149474	1149474	1149474	1149474
	1149475	1149475	1149475	1149475	1149475	1149475	1149475	1149475	1149475	1149475	1149475
	1149476	1149476	1149476	1149476	1149476	1149476	1149476	1149476	1149476	1149476	1149476
	1149472	1149472	1149472	1149472	1149472	1149472	1149472	1149472	1149472	1149472	1149472
	1149473	1149473	1149473	1149473	1149473	1149473	1149473	1149473	1149473	1149473	1149473
	1149471	1149471	1149471	1149471	1149471	1149471	1149471	1149471	1149471	1149471	1149471
	1149149	1149149	1149149	1149149	1149149	1149149	1149149	1149149	1149149	1149149	1149149
	1149157	1149157	1149157	1149157	1149157	1149157	1149157	1149157	1149157	1149157	1149157
	–	–	–	–	–	–	–	–	–	–	–
	1149135	1149135	1149135	1149135	1149135	1149135	1149135	1149135	1149135	1149135	1149135

Choice guide
Electro-galvanized

Dimensions (WxH mm)	Complementary accessories			Dimensions (WxH mm)				
	Fitting B2	Threaded rod	Bolt B13	53x45	75x4/55	75x5/55	120x60	
Cable Tray								
				1149113	1149100	1149110	1149101	
Dividers								
Separating plate	–	–	–	1149276	1149276	1149276	1149276	
B36 + Holder B38	–	–	–	1149289	1149289	1149289	1149289	
Separating plate B26	–	–	–	1149278	1149278	1149278	1149278	
Tele Channel B6	–	–	–	–	1149247	1149247	1149247	
Cover								
Cover B7	–	–	–	–	1149270		1149271	
Clip B8	–	–	–	–	1149379	1149379	1149379	
Fixing accessories								
Combi fitting B21	–	–	–	1149159	1149159	1149159	1149159	
Combi fitting B21 90°	1149155	–	1149184/85	1149191	1149191	1149191	1149191	
Fixing bracket for Canalis KBA	–	–	–	CSU794592	CSU794592	CSU794592	–	
Fixing bracket for Canalis KBB	–	–	–	CSU794593	CSU794593	CSU794593	–	

	220x60	320x60	422x60	522x60	622x60	120x110	220x110	320x110	422x110	522x110	622x110
	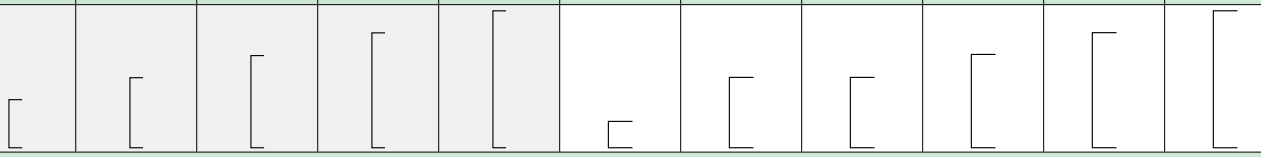										
	1149102	1149103	1149114	1149115	1149116	1149104	1149105	1149106	1149107	1149108	1149109
	1149276	1149276	1149276	1149276	1149276	1149276	1149276	1149276	1149276	1149276	1149276
	1149289	1149289	1149289	1149289	1149289	1149289	1149289	1149289	1149289	1149289	1149289
	1149278	1149278	1149278	1149278	1149278	1149278	1149278	1149278	1149278	1149278	1149278
	1149247	1149247	1149247	1149247	1149247	1149247	1149247	1149247	1149247	1149247	1149247
	1149272	1149273	1149274	–	–	1149271	1149272	1149273	1149274	–	–
	1149379	1149379	1149379	–	–	1149379	1149379	1149379	1149379	–	–
	–	–	–	–	–	1149159	–	–	–	–	–
	–	–	–	–	–	1149191	–	–	–	–	–
	–	–	–	–	–	–	–	–	–	–	–
	–	–	–	–	–	–	–	–	–	–	–

Choice guide
Electro-galvanized

Dimensions (WxH mm)	Complementary accessories			Dimensions (WxH mm)				
	Fitting B2	Threaded rod	Bolt B13	53x45	75x4/55	75x5/55	120x60	
Cable Tray								
	–	–	–	1149113	1149100	1149110	1149101	
Accessori holder								
Accessori holder B5 mini	–	–	–	1149137	1149137	1149137	1149137	
Accessory holder B5 without holes	–	–	–	1149168	1149168	1149168	1149168	
Accessory holder B5 with holes	–	–	–	1149158	1149158	1149158	1149158	
Cabling support								
Bend Plate B31	–	–	–	–	–	–	1149226	
Side radius limiter B11	–	–	–	–	–	1149438	1149438	
Radius limiter B34	–	–	–	–	1149437	1149437	1149431	
Radius limiter B67 Cover B68	–	–	–	–	1149442 1149482	1149442 1149482	1149443 1149483	

Others	
Bolt and nut B13 50pcs/250pcs	1149184 1149185
Earth connection clamp B18	1149180
Cable roller B25	1653955
Bolt cutter B28	1623998
Spanner B45 10 mm Spanner B45 13 mm	1622200 1622221
Support plate (Sandwich construction wall)	CSU795220

Threaded rod	
Treaded rod B41 M8 1000 mm/2000 mm	1149451 1149452
Treaded rod B41 M10 1000 mm/2000 mm	1149461 1149462
Flange nut B43 M8	1149405
Flange nut B43 M10	1149464
Distance Nut B42 M8	1149455
Distance Nut B42 M10	1149465
Threaded lock B50 M8	1149456
Threaded lock B50 M10	1149466

	220x60	320x60	422x60	522x60	622x60	120x110	220x110	320x110	422x110	522x110	622x110
	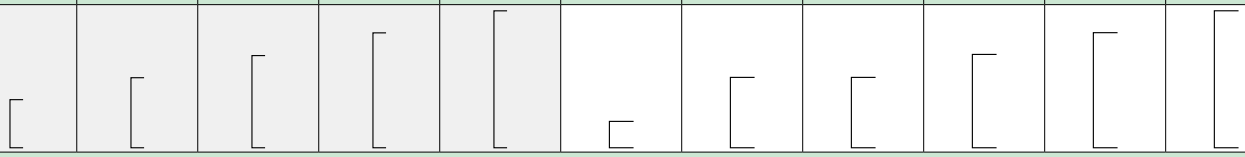										
	1149102	1149103	1149114	1149115	1149116	1149104	1149105	1149106	1149107	1149108	1149109
	1149137	1149137	1149137	1149137	1149137	1149137	1149137	1149137	1149137	1149137	1149137
	1149168	1149168	1149168	1149168	1149168	1149168	1149168	1149168	1149168	1149168	1149168
	1149158	1149158	1149158	1149158	1149158	1149158	1149158	1149158	1149158	1149158	1149158
	1149227	1149228	1149229	–	–	1149226	1149227	1149228	1149229	–	–
	1149438	1149438	1149439	1149439	1149439	1149438	1149438	1149438	1149439	1149439	1149439
	1149432	1149433	1149434	1149435	1149436	1149431	1149432	1149433	1149434	1149435	1149436
	1149444 1149484	1149445 1149485	1149446 1149486	1149447 1149487	1149448 1149488	1149443 1149483	1149444 1149484	1149445 1149485	1149446 1149486	1149447 1149487	1149448 1149488

Marking/Identification		
Marking clip B44	1149427	
Marking Clip B44 Potentialutjämning	1149428	
Marking Clip B44 Equipotential Bonding	1149429	
Marking Clip B44 Potentialausgleich	1149430	

End plugs 28K, 28L, 28M		
28K For Pendant B12	CSU794521	
28L For Pendant B12L	CSU794522	
28M For Extension B19	CSU794523	

Marking/Identification		
Identification Tag B40 Opto	1149420	
Identification Tag B40 Coax	1149421	
Identification Tag B40 Pair	1149422	
Identification Tag B40 Neutral	1149423	
Identification Tag B40 Pow	1149424	
Installation ties Rapstrap		
Black Neutral	IMT38067 IMT38070	

Choice guide
Hot-dip galvanized

Dimensions (WxH mm)	Complementary accessories			Dimensions (WxH mm)				
	Fitting B2	Threaded rod	Bolt B13	53x45	75x4/55	75x5/55	120x60	
			50 pcs/250 pcs					
Cable Tray								
				1149213	1149200	1149210	1149201	
Fitting								
Joining set B52	–	–	–	1149253	1149253	1149253	1149253	
Fitting B1	1149255	–	1149284/85	1149254	1149254	1149254	1149254	
Fitting B2	–	–	1149284/85	1149255	1149255	1149255	1149255	
Fitting B3	–	–	–	1149256	1149256	1149256	1149256	
Angled fitting B27	1149255	–	1149284/85	1149269	1149269	1149269	1149269	
Wall support								
Bracket B4	–	–	–	–	–	–	1149257	
Bracket B4 mini	–	–	–	1149298	1149298	1149298	–	
Bracket B9	1149255	–	1149284/85	1149221	1149221	1149221	1149221	
Cantilever arm 50	1149255	–	1149284/ 85	–	–	–	723433	

	220x60	320x60	422x60	522x60	622x60	120x110	220x110	320x110	422x110	522x110	622x110
	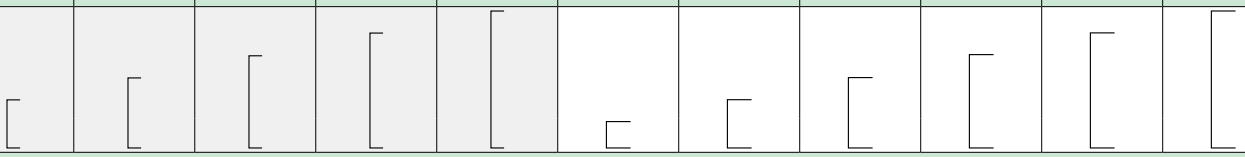										
	1149202	1149203	1149214	1149215	1149216	1149204	1149205	1149206	1149207	1149208	1149209
	1149253	1149253	1149253	1149253	1149253	1149253	1149253	1149253	1149253	1149253	1149253
	1149254	1149254	1149254	1149254	1149254	1149254	1149254	1149254	1149254	1149254	1149254
	1149255	1149255	1149255	1149255	1149255	1149255	1149255	1149255	1149255	1149255	1149255
	1149256	1149256	1149256	1149256	1149256	1149256	1149256	1149256	1149256	1149256	1149256
	1149269	1149269	1149269	1149269	1149269	1149269	1149269	1149269	1149269	1149269	1149269
	1149257	1149257	1149257	1149257	1149257	1149257	1149257	1149257	1149257	1149257	1149257
	–	–	–	–	–	–	–	–	–	–	–
	1149222	1149223	1149224	1149295	1149296	1149221	1149222	1149223	1149224	1149295	1149296
	723435	723436	723437	723438	723439	723433	723435	723436	723437	723438	723439

Choice guide
Hot-dip galvanized

Dimensions (WxH mm)	Complementary accessories			Dimensions (WxH mm)				
	Fitting B2	Threaded rod	Bolt B13	53x45	75x4/55	75x5/55	120x60	
			50 pcs/250 pcs					
Cable Tray								
				1149213	1149200	1149210	1149201	
Ceiling/ floor support								
Pendant B12L	–	–	–	1149236 1149246	1149236 1149246	1149236 1149246	1149236 1149246	
Pendant B12	–	–	–	1149248 1149250	1149248 1149250	1149248 1149250	1149248 1149250	
Bracket B9	1149255	–	1149284/85	1149221	1149221	1149221	1149221	
Cantilever arm 50	1149255	–	1149284/ 85	–	–	–	723433	
Support hook B35	1149255	–	1149284/85	–	–	–	1149219	
Support hook B39	–	CSU794697 CSU734698	1149284/85 CSU794715	–	–	–	1149217	
Extension B19	–	–	1149284/85	1149261	1149261	1149261	1149261	
Joining fitting B24	–	–	1149284/85	1149265	1149265	1149265	1149265	
Ceiling fitting B23	–	–	–	1149264	1149264	1149264	1149264	
Side support B10	–	–	1149284/85	1149249	1149249	1149249	1149249	
Bracket B4	–	–	–	–	–	–	1149257	
Bracket B4 mini	–	–	–	1149298	1149298	1149298	–	
Support B33	1149255	–	1149284/85	–	–	–	1149235	

	220x60	320x60	422x60	522x60	622x60	120x110	220x110	320x110	422x110	522x110	622x110
	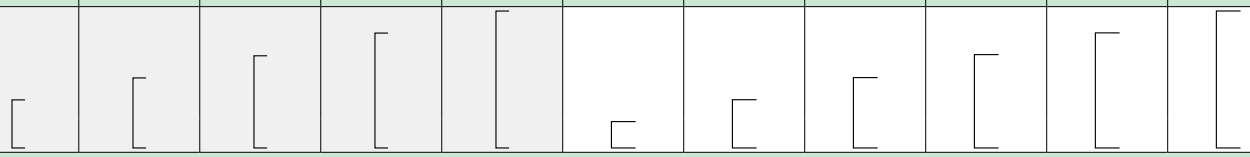										
	1149202	1149203	1149214	1149215	1149216	1149204	1149205	1149206	1149207	1149208	1149209
	–	–	–	–	–	1149236 1149246	–	–	–	–	–
	1149248 1149250	1149248 1149250	1149248 1149250	1149248 1149250	1149248 1149250	1149248 1149250	1149248 1149250	1149248 1149250	1149248 1149250	1149248 1149250	1149248 1149250
	1149222	1149223	1149224	1149295	1149296	1149221	1149222	1149223	1149224	1149295	1149296
	723435	723436	723437	723438	723439	723433	723435	723436	723437	723438	723439
	1149219	1149220	1149220 / 1149230	1149230	1149230	1149219	1149219	1149220	1149220 / 1149230	1149230	1149230
	1149217	1149218	1149218	–	–	1149217	1149217	1149218	1149218	–	–
	1149261	1149261	1149261	1149261	1149261	1149261	1149261	1149261	1149261	1149261	1149261
	1149265	1149265	1149265	1149265	1149265	1149265	1149265	1149265	1149265	1149265	1149265
	1149264	1149264	1149264	1149264	1149264	1149264	1149264	1149264	1149264	1149264	1149264
	1149249	1149249	1149249	1149249	1149249	1149249	1149249	1149249	1149249	1149249	1149249
	1149257	1149257	1149257	1149257	1149257	1149257	1149257	1149257	1149257	1149257	1149257
	–	–	–	–	–	–	–	–	–	–	–
	1149235	1149235	1149235	1149235	1149235	1149235	1149235	1149235	1149235	1149235	1149235

Choice guide
Hot-dip galvanized

Dimensions (WxH mm)	Complementary accessories			Dimensions (WxH mm)				
	Fitting B2	Threaded rod	Bolt B13	53x45	75x4/55	75x5/55	120x60	
H / W			50 pcs/250 pcs					
				1149213	1149200	1149210	1149201	
Floor support								
Fixing accessories								
Combi fitting B21	–	–	–	1149259	1149259	1149259	1149259	
Combi fitting B21 90°	1149255	–	1149284/85	1149291	1149291	1149291	1149291	
Accessori holder								
Accessori holder B5 mini	–	–	–	1149237	1149237	1149237	1149237	
Accessory holder B5 without holes	–	–	–	1149268	1149268	1149268	1149268	
Accessory holder B5 with holes	–	–	–	1149258	1149258	1149258	1149258	

Others	
Bolt and nut B13 50pcs/250pcs	1149284 1149285
Earth connection clamp B18	1149180
Cable roller B25	1653955
Bolt cutter B28	1623998
10 mm Spanner B45	1622200
13 mm Spanner B45	1622221

Threaded rod	
Treaded rod W76 M8 1000mm/2000mm	CSU794697 CSU734698
Flange nut M8 HDG	CSU794715
Distance Nut M8 HDG	CSU794699

	220x60	320x60	422x60	522x60	622x60	120x110	220x110	320x110	422x110	522x110	622x110
	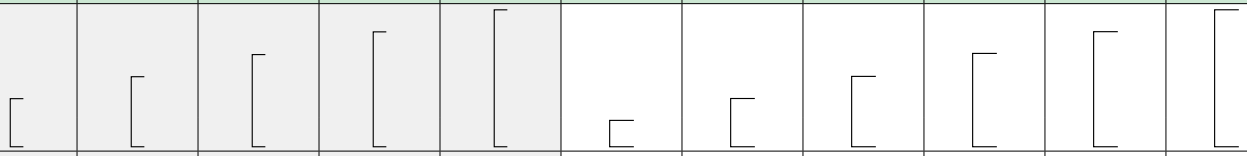										
	1149202	1149203	1149214	1149215	1149216	1149204	1149205	1149206	1149207	1149208	1149209
	–	–	–	–	–	1149259	–	–	–	–	–
	–	–	–	–	–	1149291	–	–	–	–	–
	1149237	1149237	1149237	1149237	1149237	1149237	1149237	1149237	1149237	1149237	1149237
	1149268	1149268	1149268	1149268	1149268	1149268	1149268	1149268	1149268	1149268	1149268
	1149258	1149258	1149258	1149258	1149258	1149258	1149258	1149258	1149258	1149258	1149258

Marking/Identification		
Marking clip B44	1149427	
Marking Clip B44 Potentialutjämning	1149428	
Marking Clip B44 Equipotential Bonding	1149429	
Marking Clip B44 Potentialausgleich	1149430	

End plugs 28K, 28L, 28M		
28K For Pendant B12	CSU794521	
28L For Pendant B12L	CSU794522	
28M For Extension B19	CSU794523	

Marking/Identification		
Identification Tag B40 Opto	1149420	
Identification Tag B40 Coax	1149421	
Identification Tag B40 Pair	1149422	
Identification Tag B40 Neutral	1149423	
Identification Tag B40 Pow	1149424	
Installation ties Rapstrap		
Black Neutral	IMT38067 IMT38070	

Choice guide
Stainless 304L & 316L

Dimensions (WxH mm)	Complementary accessories			Dimensions (WxH mm)				
	Fitting B2	Threaded rod	Bolt B13	53x45	75x4/55	75x5/55	120x60	
			50 pcs/250 pcs					
Stainless 304L				1149613	1149600	1149610	1149601	
Stainless 316L				1149313	1149300	WBE1149310	WBE1149301	
Fitting								
Joining set B52	–	–	–	1149353	1149353	1149353	1149353	
Fitting B1	1149355	–	1149384/85	1149354	1149354	1149354	1149354	
Fitting B2	–	–	1149384/85	1149355	1149355	1149355	1149355	
Fitting B3	–	–	–	1149356	1149356	1149356	1149356	
Angled fitting B27	1149355	–	1149384/85	1149369	1149369	1149369	1149369	
Wall support								
Bracket B4	–	–	–	–	–	–	1149357	
Bracket B4 mini	–	–	–	1149398	1149398	1149398	–	
Bracket B9	1149355	–	1149384/85	1149321	1149321	1149321	1149321	
Cantilever arm 50	1149355	–	1149384/ 85	–	–	–	725619	
Ceiling/ floor support								
Pendant B12L	–	–	–	1149336 1149346	1149336 1149346	1149336 1149346	1149336 1149346	
Pendant B12	–	–	–	1149348 1149350	1149348 1149350	1149348 1149350	1149348 1149350	

	220x60	320x60	422x60	522x60	622x60	120x110	220x110	320x110	422x110	522x110	622x60
	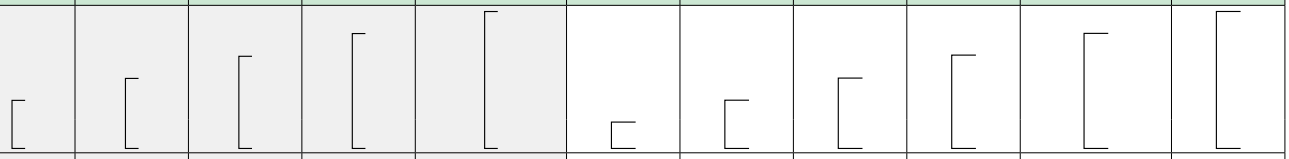										
	1149602	1149603	1149614	1149615	WBE1149616	1149604	1149605	1149606	1149607	WBE1149608	1149609
	1149302	1149303	1149314	1149315	1149316	1149304	1149305	1149306	1149307	1149308	1149309
	1149353	1149353	1149353	1149353	1149353	1149353	1149353	1149353	1149353	1149353	1149353
	1149354	1149354	1149354	1149354	1149354	1149354	1149354	1149354	1149354	1149354	1149354
	1149355	1149355	1149355	1149355	1149355	1149355	1149355	1149355	1149355	1149355	1149355
	1149356	1149356	1149356	1149356	1149356	1149356	1149356	1149356	1149356	1149356	1149356
	1149369	1149369	1149369	1149369	1149369	1149369	1149369	1149369	1149369	1149369	1149369
	1149357	1149357	1149357	1149357	1149357	1149357	1149357	1149357	1149357	1149357	1149357
	–	–	–	–	–	–	–	–	–	–	–
	1149322	1149323	1149324	1149395	1149396	1149321	1149322	1149323	1149324	1149395	1149396
	725621	725622	725623	725624	725625	725619	725621	725622	725623	725624	725625
	–	–	–	–	–	1149336 1149346	–	–	–	–	–
	1149348 1149350	1149348 1149350	1149348 1149350	1149348 1149350	1149348 1149350	1149348 1149350	1149348 1149350	1149348 1149350	1149348 1149350	1149348 1149350	1149348 1149350

Choice guide
Stainless 304L & 316L

Dimensions (WxH mm)	Complementary accessories			Dimensions (WxH mm)				
	Fitting B2	Threaded rod	Bolt B13	53x45	75x4/55	75x5/55	120x60	
			50 pcs/250 pcs					
Stainless 304L				1149613	1149600	1149610	1149601	
Stainless 316L				1149313	1149300	WBE1149310	WBE1149301	
Ceiling/ floor support								
Bracket B9	1149355	–	1149384/85	1149321	1149321	1149321	1149321	
Cantilever arm 50	1149355	–	1149384/ 85	–	–	–	725619	
Support hook B35	1149355	–	1149384/85	–	–	–	1149319	
Support hook B39	–	1149551 / 52 1149561 / 62	1149551 / 52 1149554 / 64	–	–	–	1149317	
Extension B19	–	–	1149384/85	1149361	1149361	1149361	1149361	
Joining fitting B24	–	–	1149384/85	1149365	1149365	1149365	1149365	
Ceiling fitting B23	–	–	–	1149364	1149364	1149364	1149364	
Ceiling fitting Universal B46	–	–	–	1149574	1149574	1149574	1149574	
Ceiling fitting Flexible B47/M8	–	–	–	1149575	1149575	1149575	1149575	
Ceiling fitting Flexible B47/M10	–	–	–	1149576	1149576	1149576	1149576	
Ceiling clamp B48/ M8	–	–	–	1149572	1149572	1149572	1149572	
Ceiling clamp B48/ M10	–	–	–	1149573	1149573	1149573	1149573	
Side support B10	–	–	1149384/85	1149349	1149349	1149349	1149349	
Floor support								
Bracket B4	–	–	–	–	–	–	1149357	
Bracket B4 mini	–	–	–	1149398	1149398	1149398	–	
Support B33	1149355	–	1149384/85	–	–	–	1149335	

	220x60	320x60	422x60	522x60	622x60	120x110	220x110	320x110	422x110	522x110	622x110
	1149602	1149603	1149614	1149615	WBE1149616	1149604	1149605	1149606	1149607	WBE1149608	1149609
	1149302	1149303	1149314	1149315	1149316	1149304	1149305	1149306	1149307	1149308	1149309
	1149322	1149323	1149324	1149395	1149396	1149321	1149322	1149323	1149324	1149395	1149396
	725621	725622	725623	725624	725625	725619	725621	725622	725623	725624	725625
	1149319	1149320	1149320 / 1149330	1149330	1149330	1149319	1149319	1149320	1149320 / 1149330	1149330	1149330
	1149317	1149318	1149318	–	–	1149317	1149317	1149318	1149318	–	–
	1149361	1149361	1149361	1149361	1149361	1149361	1149361	1149361	1149361	1149361	1149361
	1149365	1149365	1149365	1149365	1149365	1149365	1149365	1149365	1149365	1149365	1149365
	1149364	1149364	1149364	1149364	1149364	1149364	1149364	1149364	1149364	1149364	1149364
	1149574	1149574	1149574	1149574	1149574	1149574	1149574	1149574	1149574	1149574	1149574
	1149575	1149575	1149575	1149575	1149575	1149575	1149575	1149575	1149575	1149575	1149575
	1149576	1149576	1149576	1149576	1149576	1149576	1149576	1149576	1149576	1149576	1149576
	1149572	1149572	1149572	1149572	1149572	1149572	1149572	1149572	1149572	1149572	1149572
	1149573	1149573	1149573	1149573	1149573	1149573	1149573	1149573	1149573	1149573	1149573
	1149349	1149349	1149349	1149349	1149349	1149349	1149349	1149349	1149349	1149349	1149349
	1149357	1149357	1149357	1149357	1149357	1149357	1149357	1149357	1149357	1149357	1149357
	–	–	–	–	–	–	–	–	–	–	–
	1149335	1149335	1149335	1149335	1149335	1149335	1149335	1149335	1149335	1149335	1149335

Choice guide
Stainless 304L & 316L

Dimensions (WxH mm)	Complementary accessories			Dimensions (WxH mm)				
	Fitting B2	Threaded rod	Bolt B13	53x45	75x4/55	75x5/55	120x60	
			50 pcs/250 pcs					
Stainless 304L				1149613	1149600	1149610	1149601	
Stainless 316L				1149313	1149300	WBE1149310	WBE1149301	
Dividers								
Separating plate B26	–	–	–	1149378	1149378	1149378	1149378	
Tele Channel B6	–	–	–	-	1149347	1149347	1149347	
Cover								
Cover B7	–	–	–	–	1149370	1149370	1149371	
Clip B8	–	–	–	–	1149379	1149379	1149379	
Fixing accessories								
Combi fitting B21	–	–	–	1149359	1149359	1149359	1149359	
Combi fitting B21 90°	1149355	1149384/85	–	1149391	1149391	1149391	1149391	
Accessori holder								
Accessori holder B5 mini	–	–	–	1149337	1149337	1149337	1149337	
Accessory holder B5 without holes	–	–	–	1149368	1149368	1149368	1149368	
Accessory holder B5 with holes	–	–	–	1149358	1149358	1149358	1149358	

Others	
Bolt and nut B13 50pcs/250pcs	1149384 1149385
Earth connection clamp B18	1149180
Cable roller B25	1653955
Bolt cutter B28	1623998
10 mm Spanner B45	1622200
13 mm Spanner B45	1622221

Threaded rod	
Threaded rod B41 M8 1000 mm/2000 mm	1149551 1149552
Threaded rod B41 M10 1000 mm/2000 mm	1149561 1149562
Flange nut B43 M8	1149554
Flange nut B43 M10	1149564
Distance Nut M8	1149555
Distance Nut M10	1149565

	220x60	320x60	422x60	522x60	622x60	120x110	220x110	320x110	422x110	522x110	622x110
	1149602	1149603	1149614	1149615	WBE1149616	1149604	1149605	1149606	1149607	WBE1149608	1149609
	1149302	1149303	1149314	1149315	1149316	1149304	1149305	1149306	1149307	1149308	1149309
	1149378	1149378	1149378	1149378	1149378	1149378	1149378	1149378	1149378	1149378	1149378
	1149347	1149347	1149347	1149347	1149347	1149347	1149347	1149347	1149347	1149347	1149347
	1149372	1149373	1149374	–	–	1149371	1149372	1149373	1149374	–	–
	1149379	1149379	1149379	–	–	1149379	1149379	1149379	1149379	–	–
	1149359	1149359	1149359	1149359	1149359	1149359	1149359	1149359	1149359	1149359	1149359
	1149391	1149391	1149391	1149391	1149391	1149391	1149391	1149391	1149391	1149391	1149391
	1149337	1149337	1149337	1149337	1149337	1149337	1149337	1149337	1149337	1149337	1149337
	1149368	1149368	1149368	1149368	1149368	1149368	1149368	1149368	1149368	1149368	1149368
	1149358	1149358	1149358	1149358	1149358	1149358	1149358	1149358	1149358	1149358	1149358

Marking/Identification		
Marking clip B44	1149427	
Marking Clip B44 Potentialutjämning	1149428	
Marking Clip B44 Equipotential Bonding	1149429	
Marking Clip B44 Potentialausgleich	1149430	

End plugs 28K, 28L, 28M		
28K For Pendant B12	CSU794521	
28L For Pendant B12L	CSU794522	
28M For Extension B19	CSU794523	

Marking/Identification		
Identification Tag B40 Opto	1149420	
Identification Tag B40 Coax	1149421	
Identification Tag B40 Pair	1149422	
Identification Tag B40 Neutral	1149423	
Identification Tag B40 Pow	1149424	
Installation ties Rapstrap		
Black Neutral	IMT38067 IMT38070	


optiline
P135073

Electro-galvanized mesh trays and accessories

Range

Steel mesh trays

Height 45, 55, 60, 110 mm 42

C-, G- and Mini mesh trays..... 43

Accessories

Fittings, brackets 44

Pendants, ceiling and joining fittings, support 45

Support hooks threaded rods & accessories..... 46

Accessory holders, plate cover, separating plates, wall support plate..... 47

Combi-fittings, support, brackets, end plugs, mounting spacer..... 48

Bend plate, radius limiters, AS-I clips, fixing plate, cable clips..... 49

Installation ties, Velcro tape, marking clips identification tags, tools 50

Steel mesh trays

Electro-galvanized
Corrosion class C1

Mesh trays, electro-galvanized

P140859

Type	Dimensions A/B/C mm	Weight kg/100 pcs	EAN code	Ref. No.
Mesh trays, 45, 55 and 60 mm high				
Mesh cable tray, length 2.5 m. Size 75/55 available both made of ø 4 and 5 mm wire, see dimension table below. Material: Steel, electro-galvanized.				
53/45	45/53/2500	175	7332227011136	1149113
75x4/55	55/75/2500	187	7332227011006	1149100
75x5/55	55/75/2500	290	7332227011105	1149110
120/60	60/120/2500	311	7332227011013	1149101
220/60	60/220/2500	430	7332227011020	1149102
320/60	60/320/2500	546	7332227011037	1149103
422/60	60/422/2500	757	7332227011143	1149114
522/60	60/522/2500	895	7321677886852	1149115
622/60	60/622/2500	1040	7321677886869	1149116

P140865

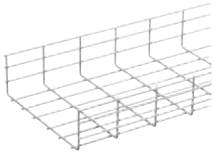

Mesh trays, 110 mm high				
Mesh cable tray, length 2.5 m. Material: Steel, electro-galvanized.				
120/110	110/120/2500	430	7332227011044	1149104
220/110	110/220/2500	546	7332227011051	1149105
320/110	110/320/2500	663	7332227011068	1149106
422/110	110/422/2500	895	7332227011075	1149107
522/110	110/522/2500	1044	7332227011082	1149108
622/110	110/622/2500	1083	7332227011099	1149109

Dimension table

B225239

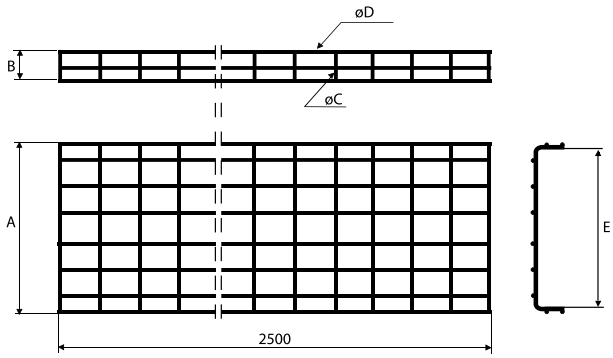

B225240

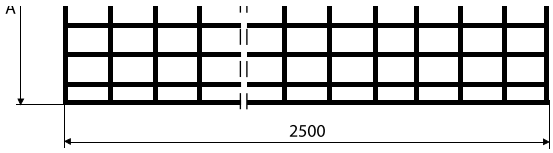

Type	A mm	B mm	C mm	D mm	E mm	Ref. No.
Mesh tray 53/45	53	45	4	4	37	1149113
Mesh tray 75x4/55	75	55	4	4	59	1149100
Mesh tray 75x5/55	75	55	5	5	55	1149110
Mesh tray 120/60	120	60	5	5	100	1149101
Mesh tray 220/60	220	60	5	5	200	1149102
Mesh tray 320/60	320	60	5	5	300	1149103
Mesh tray 422/60	422	60	5	6	400	1149114
Mesh tray 522/60	522	60	5	6	500	1149115
Mesh tray 622/60	622	60	5	6	600	1149116
Mesh tray 120/110	120	110	5	5	100	1149104
Mesh tray 220/110	220	110	5	5	200	1149105
Mesh tray 320/110	320	110	5	5	300	1149106
Mesh tray 422/110	422	110	5	6	400	1149107
Mesh tray 522/110	522	110	5	6	500	1149108
Mesh tray 622/110	622	110	5	6	600	1149109

Steel mesh trays

Electro-galvanized
Corrosion class C1

C- and G-mesh trays

P140869 P140870 P140871

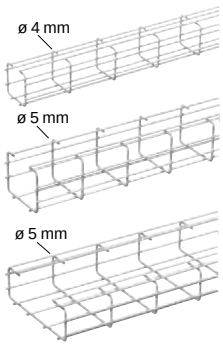

Type	Dimensions A/B/C mm	Weight kg/100 pcs	EAN code	Ref. No.
C-mesh trays				
C-shaped mesh cable tray, length 2.5 m, for use where mounting with long support distances (up to 4 metres) are needed. Material: Steel, electro-galvanized.				
75x75	75/75/2500	258	7332227011327	1149132
120x100	100/120/2500	437	7332227011334	1149133
220x80	80/220/2500	634	7332227011341	1149134

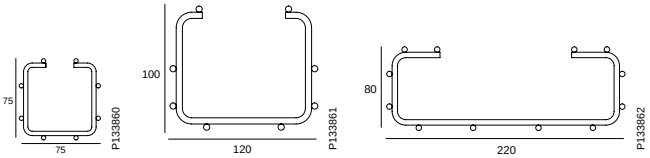

P149848 P149849

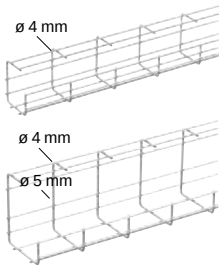

G-mesh trays				
G-shaped mesh cable tray, length 2.5 m, for installation in ceilings, onto walls, under desks and for mounting on cable ladders. Material: Steel, electro-galvanized.				
75x95	95/75/2500	256	7332227011389	1149138
120x150	150/120/2500	356	7332227011396	1149139

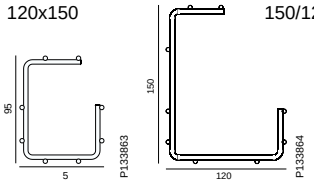

Mini mesh trays

P140953

Mini mesh trays B30-D

Mini mesh tray for the routing of cables. Diamond-shaped for good guiding and protection. Mesh tray length 2 m, wire ø 3 mm.
Material: Steel, electro-galvanized.

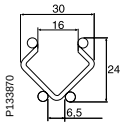

B30-D	24/30/2000	50	7332227011129	1149112

P140954

Mini mesh trays B30-U

Mini mesh tray in a space-saving U-shape for the routing of cables. Mesh tray length 2 m, wire ø 3 mm.
Material: Steel, electro-galvanized.

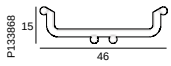

B30-U	15/46/2000	50	7332227011259	1149125

P140955

Mini mesh trays B30-I

Mini mesh tray in a space-saving plane design for the routing of cables. Mesh tray length 2 m, wire ø 3 mm.
Material: Steel, electro-galvanized.

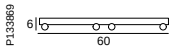

B30-I	6/60/2000	50	7332227011112	1149111

Steel mesh trays

Electro-galvanized
Corrosion class C1

Fittings

	Type	Dimensions A/B/C mm	Weight kg/100 pcs	EAN code	Ref. No.
P140956	**Fitting B1**				
	Fitting to be used as a wall bracket. It can also be mounted over the centre wires as a carrier of lighting fittings. Can also be used in 90 degree angles or as a joining fitting. Delivered without bolt and nut. Material: Steel, electro-galvanized.				
	B1	40/5/80	4,8	7332227011549	1149154
P140957	**Fitting B2**				
	Fitting to be used to join mesh trays. Can also be used in 90 degree angles. Delivered without bolt and nut. Material: Steel, electro-galvanized.				
	B2	35/7/25	2	7332227011556	1149155
P140958	**Fitting B3**				
	Fitting to be used when jointing wires in horizontal and vertical bends, in four-way and tee-junctions, etc. Delivered with bolt and nut. Material: Steel, electro-galvanized.				
	B3	20/29/23	4	7332227011563	1149156
P140959	**Angled fitting B27**				
	Angled fitting for creating T-junctions or for connections to wall, ceiling and floor. Also for bends with adjustable angle. Material: Steel, electro-galvanized.				
	B27	85/40/85	13	7332227011693	1149169
P140963	**Mounting coupler B20**				
	Mounting coupler to be used for joining and mounting of mini mesh trays. Material: Steel, electro-galvanized.				
	B20	9/19/85	2	7332227011310	1149131
P140960	**Joining set B52**				
	Pre-assembled joining fitting including Fittings B1 and B2, Bolt and Nut B13. Used to join the side sections of all mesh trays. Material: Steel, electro-galvanized.				
	B52	41/25/80	8	7332227011532	1149153
P141021	**Bolt and nut B13**				
	Bolt and nut M6x25. Tensi-lock and flange nut M6. Material: Steel, electro-galvanized.				
	B13, 50+50 pcs	30/18/18	0.56/bag	7332227011846	1149184
	B13, 250+250 pcs	30/18/18	2.82/bag	7332227011853	1149185

Brackets

P140961 P140962 	**Bracket B4/B4 Mini**				
	Bracket to be used for the mounting of mesh trays 53-622 onto wall and floor. Material: Steel, electro-galvanized.				
	B4	85/30/95	14	7332227011570	1149157
	B4 Mini	53/23/55	6	7332227011983	1149198
P140964 P140965 P140966	**Bracket B9**				
	Bracket to be used for the mounting of mesh trays onto walls and pendants. Material: Steel, electro-galvanized.				
	B9/75-120	120/180/40	40	7332227011211	1149121
	B9/220	120/280/40	52	7332227011228	1149122
	B9/320	120/380/40	64	7332227011235	1149123
	B9/422	142/480/40	83	7332227011242	1149124
	B9/522	130/580/50	160	7332227011952	1149195
	B9/622	130/680/50	186	7332227011969	1149196
P138932 P138933	**Cantilever arm 50i and 81**				
	Cantilever arm to be used for lighter mountings on walls, vertical pieces or pendant/fixing rails. Cantilever arm 81 to be used for widths 500-600 mm. Material: Steel, pre-galvanized.				
	50i-100	80/150/43	19	7321677914128	791412
	50i-200	85/250/43	29	7321677914135	791413
	50i-300	110/350/43	46	7321677914142	791414
	50i-400	115/450/44	83	7321677914159	791415
	81-500	150/568/40	100	7321677801626	780162
	81-600	150/658/40	140	7321677801633	780163

Steel mesh trays

Electro-galvanized
Corrosion class C1

Pendants

P140968

Type	Dimensions A/B/C mm	Weight kg/100 pcs	EAN code	Ref. No.
Pendant B12L				
Pendant for light installations. Mounted with M8/M10 bolt. Telescopic extension with B19. Material: Steel, electro-galvanized.				
B12L/250	250/145/60	65	7332227011365	1149136
B12L/500	500/145/60	100	7332227011464	1149146

P140969

Pendant B12				
Pendant for heavy installations. Mounted with M8/M10 bolt. Telescopic extension with B19. Material: Steel, electro-galvanized.				
B12/250	250/142/142	115	7332227011488	1149148
B12/500	500/142/142	188	7332227011501	1149150

Ceiling and joining fittings, support

P140970

Ceiling fitting B23				
Adjustable ceiling fitting for mounting onto a straight or a sloping ceiling. Material: Steel, electro-galvanized.				
B23	53/150/150	42	7332227011648	1149164

P140971

Extension B19				
Extension for telescopic extension of Pendant B12 , B12L and for mounting onto Ceiling fitting B23. Material: Steel, electro-galvanized.				
B19	1000/25/61	170	7332227011617	1149161

P140972

Joining fitting B24				
Joining fitting for Extension B19 and mounting onto Ceiling fitting B23. Material: Steel, electro-galvanized.				
B24	200/20/55	28	7332227011655	1149165

P140973

Side support B10				
Side support intended to increase stability of a pendant with assymetrical load. Material: Steel, electro-galvanized.				
B10	997/40/20	93	7332227011495	1149149

P140974

Ceiling fitting, universal B46				
Universal ceiling fitting intended for mounting of Threaded rod B41 onto ceiling. Material: Steel, electro-galvanized.				
B46	75/30/60	9	7332227014748	1149474

P140975

Ceiling fitting, flexible B47				
Flexible ceiling fitting that adapts to the inclination of the ceiling. Delivered complete with Tensi-lock flange nut. Material: Steel, electro-galvanized.				
B47/M8	65/65/65	12	7332227014755	1149475
B47/M10	65/65/65	13	7332227014762	1149476

P140976

Ceiling clamp B48				
Ceiling clamp for hole dimension Ø 22 mm. Delivered complete with Tensi-lock nut and washers. Material: Steel, electro-galvanized.				
B48/M8	20/20/75	6	7332227014724	1149472
B48/M10	20/20/75	7	7332227014731	1149473

Steel mesh trays

Electro-galvanized
Corrosion class C1

Support hooks

	Type	Dimensions A/B/C mm	Weight kg/100 pcs	EAN code	Ref. No.
P140977	**Support hook B35/120-220**				
	Support hook intended for 120-220 mm mesh trays. Material: Steel, electro-galvanized.				
	B35/120-220	120/50/95	30	7332227011198	1149119
P140978	**Support hook B35/320-422**				
	Support hook intended for 320-422 mm mesh trays. Material: Steel, electro-galvanized.				
	B35/320-422	110/50/290	52	7332227011204	1149120
P140979	**Support hook B35/422-622**				
	Reinforced support hook intended for 422-622 mm mesh trays. Material: Steel, electro-galvanized.				
	B35/422-622	120/50/410	105	7332227011303	1149130
	Support hook B39				
	Support hook for mounting onto a Threaded rod. For tray widths 120-220 and 320-422 respectively. Material: Steel, electro-galvanized.				
P140980	B39/120-220	25/50/95	8	7332227011174	1149117
P140981	B39/320-422	25/50/290	30	7332227011181	1149118

Threaded rods

	Threaded rod B41				
	Threaded rod according to metric standard 6G. Material: Steel, electro-galvanized.				
P140075	B41/M8	8/8/1000 8/8/2000	31 63	7332227014519 7332227014526	1149451 1149452
P140076	B41/M10	10/10/1000 10/10/2000	49 98	7332227014618 7332227014625	1149461 1149462

Nuts, locks, clamps

	Flange nut B43				
	Flange nut to be mounted onto Threaded rod B41 in order to lock it to the Support hook and the Ceiling fittings. Material: Steel, electro-galvanized.				
P140154	B43/M8, 50 pcs	8/17/17	0.4/bag	7321677888474	1149405
	B43/M10, 50 pcs	15/20/20	0.56/bag	7332227014649	1149464
	Distance nut B42				
	Distance nut to be used when joining Threaded rods. Material: Steel, electro-galvanized.				
P140155	B42/M8	30/15/15	1	7332227014557	1149455
	B42/M10	40/20/20	2	7332227014656	1149465
	Thread lock B50				
	Thread lock to be used when joining Threaded rods. Material: Steel, electro-galvanized.				
P140094	B50/M8	35/10/20	1	7332227014564	1149456
	B50/M10	35/12/24	2	7332227014663	1149466
	Beam clamp B49				
	Beam clamp intended for mounting onto a beam. Material: Zinc, electro-galvanized.				
P133793	B49	60/43/20	14	7332227014717	1149471

Steel mesh trays

Electro-galvanized
Corrosion class C1

Accessory holders

P140982

Type	Dimensions A/B/C mm	Weight kg/100 pcs	EAN code	Ref. No.
Accessory holder B5 Mini				
Accessory holder with a universal hole pattern for the mounting of a variety of boxes and outlets. The holder is easy to mount in different directions and angles on a mesh tray. The holder is tightened to the mesh tray by closing the grip around the wires. Material: Steel, electro-galvanized.				
B5 Mini	140/24/170	20	7332227011372	1149137

P140983

P140984

Accessory holder B5				
Accessory holder without holes or with a universal hole pattern for the mounting of a variety of boxes and outlets. The holder is easy to mount in different directions and angles on a mesh tray. The holder is tightened to the mesh tray by closing the grip around the wires. Material: Steel, electro-galvanized.				
B5 with holes	107/23/240	43	7332227011587	1149158
B5 without holes	107/23/240	46	7332227011686	1149168

Accessories

P140987

Plate cover B7				
Mesh tray plate cover, to be mounted with Clips B8, 4 pcs / cover. For tray widths acc. to the type designation. Cover length 1250 mm. Material: Steel, pre-galvanized.				
B7/75	17/80/1250	80	7332227012706	1149270
B7/120	17/125/1250	117	7332227012713	1149271
B7/220	17/225/1250	174	7332227012720	1149272
B7/320	17/325/1250	239	7332227012737	1149273
B7/422	17/425/1250	303	7332227012744	1149274

P140991

Clip B8				
Clip intended to mount Plate cover B7 on a mesh tray, 4 pcs/cover. Material: Stainless steel AISI316L.				
B8	10/20/30	1	7332227013796	1149379

P140992

P140993

Separating plate B36 and Plate holder B38				
Separating plate for simple joining by entering Plates into each other. Plate holder B38 is used to mount Separating plate B36 onto a mesh tray. Material: Steel, pre-galvanized.				
B36	38/4/2400	65	7332227012768	1149276
Plate holder to be used for mounting of Separating plate B36, 5 pcs/Separating Plate. Material: Zinc, electro-galvanized.				
B38	50/15/20	3	7332227012898	1149289

P140994

Separating plate B26				
L-shaped separating plate, fixed to the mesh tray by bending the flaps around the transversal wires. Material: Zinc, pre-galvanized.				
B26, L-shaped	40/30/2500	114	7332227012782	1149278

P140996

Tele-channel B6				
Tele-channel to be fixed to the mesh tray by bending the flaps around the transversal wires. Material: Steel, pre-galvanized.				
B6	40/50/2500	195	7332227012478	1149247

Wall support plate

P143289
P143290

Wall support for mounting of cantilever arm on porous walls or sandwich construction wall blocks, with six keyholes for easy fixation. When mounting brackets and cantilever arms on support, use screw set 25S (M8). Material: Steel, pre-galvanized, pre-galvanized white.				
Wall support 550 mm	13,5/100/550	105	3606485405476	CSU795220
Wall support 550 mm white	13,5/100/550	107	3606485405469	CSU795221
Screw set 25S				
Screw set to be used for installation of cantilever arms or brackets on wall support plates. Set including screw MVBF 8x25 and nut M6MF8. Material: Steel, hot-dip galvanized.				
25S	—	2,2	3606485440897	CSU795277

P140151

Steel mesh trays
Electro-galvanized
Corrosion class C1

Accessories

Type	Dimensions A/B/C mm	Weight kg/100 pcs	EAN code	Ref. No.
Combi-fittings B21				
Combi-fitting to be mounted onto cable ladders. Material: Steel, electro-galvanized.				
B21	250/50/20	44	7332227011594	1149159
B21 90 degrees	120/50/135	44	7332227011914	1149191
Support B33				
Support to be used for mounting of all mesh trays on the floor, for example under a raised floor. The height of B33 Support is adjustable from 215 to 370 mm. The upper or lower part can be adjusted in a 90º angle. Material: Steel, electro-galvanized.				
B33	215/100/220	169	7332227011358	1149135
Conveyor bracket B17				
Universal fitting to be used when mounting mesh trays along conveyor systems. Material: Steel, electro-galvanized.				
B17	35/450/35	52	7332227011921	1149192
Fixing for Canalis KBA and KBB				
Fixing bracket to fix Canalis busbar trunking to the mesh trays. Hole for M6 on top, dia. 6.5 mm. Maximum load 60 kg. Material: Steel, pre-galvanized.				
For Canalis KBA	78/38/52.5	65	3606480461590	CSU794592
For Canalis KBB	78/38/68.5	78	3606480461606	CSU794593
Earth connection clamp B18				
Earth connection clamp to be used to mount earth cable onto a chosen wire of the mesh tray. Material: Brass, electrolytically nickel coated.				
B18	15/30/15	2	321677887163	1149180
End plugs 28K, 28L, 28M				
End plug to be mounted on Pendant B12/B12L and on Extension B19 respectively, see below. Intended to provide protection aganst personal injuries and to make the the ends of the profiles more conspicuous. Material: PP/TPE, orange.				
28K For Pendant B12	24/33.5/75	1.25	3606480457548	CSU794521
28L For Pendant B12L	20/20/60	0.7	3606480457555	CSU794522
28M For Extension B19	20/26/66	0.86	3606480457562	CSU794523
Safety cap B32				
Safety cap of halogen-free and flame-proof plastic material. To be mounted onto wires sticking out. Bag with 100 pcs. Material: PE.				
B32/3	5/8/5	5	7332227013895	1149389
B32/4	8/10/8	5	7332227013888	1149388
B32/5	8/10/8	4	7332227013666	1149366
B32/6	8/10/9	3	7332227013673	1149367
Mounting spacer B22				
Plastic spacer that fits all mini mesh-tray dimensions. Mounted by snapping the spacer onto the bottom wires. For 3 mm wire diameter. Bag with 10 pcs. Material: PE.				
B22	6/18/18	1.4	7332227015233	1149523

P140021

P140022

P140998

P140999

P131609
P131608

P141000

P135759

P135760

P135761

P141001

P141002

B224730

Steel mesh trays

Electro-galvanized
Corrosion class C1

Accessories

Type	Dimensions A/B/C mm	Weight kg/100 pcs	EAN code	Ref. No.
Bend plate B31				
Bend plate for smooth bending of cables when changing level. For tray widths 120, 220, 320 and 422 mm respectively. Material: Aluminium.				
B31/120	5/290/90	4	7332227012263	1149226
B31/220	5/290/190	9	7332227012270	1149227
B31/320	5/290/290	13	7332227012287	1149228
B31/422	5/290/390	17	7332227012294	1149229
Side radius limiter B11				
Radius limiter to be used for limiting the side bend radius of any cable type. R = 40 mm. Material: Steel, pre-galvanized.				
B11/5 for mesh trays 75x5-320 mm	120/40/215	24	7332227014380	1149438
B11/6 for mesh trays 422-622 mm	120/40/215	24	7332227014397	1149439
Radius limiter B34				
Radius limiter that limits the bend radius for sensitive cables. The radius limiter is mounted from below by using the locking stick. Material: Steel, pre-galvanized.				
B34/75	40/80/75	8	7332227014373	1149437
B34/120	40/80/115	10	7332227014311	1149431
B34/220	40/80/215	21	7332227014328	1149432
B34/320	40/80/315	32	7332227014335	1149433
B34/422	40/80/415	43	7332227014342	1149434
B34/522	40/80/515	55	7332227014359	1149435
B34/622	40/80/615	65	7332227014366	1149436
Radius limiter B67, Cover B68				
Radius limiter that limits the bend radius and gives protection at side position. The radius limiter is mounted from below by using the locking stick. Cover B68 is used for extra protection of cables < 2 mm. Material: Steel, pre-galvanized.				
B67/75 B68/75	40/150/75 10/25/60	13 1	7332227014427 7332227014823	1149442 1149482
B67/120 B68/120	40/150/115 10/25/102	18 2	7332227014434 7332227014830	1149443 1149483
B67/220 B68/220	40/150/215 10/25/202	30 4	7332227014441 7332227014847	1149444 1149484
B67/320 B68/320	40/150/315 10/25/302	42 6	7332227014458 7332227014854	1149445 1149485
B67/422 B68/422	40/150/415 10/25/402	53 8	7332227014465 7332227014861	1149446 1149486
B67/522 B68/522	40/150/515 10/25/502	65 10	7332227014472 7332227014878	1149447 1149487
B67/622 B68/622	40/150/615 10/25/602	77 12	7332227014489 7332227014885	1149448 1149488
AS-I clip B14				
Plastic clip, oil and UV-resistant, intended for the fixing of AS-I cable. For mesh tray wire diameter 4 and 5 mm respectively. The grey clip is also used for mounting onto Fixing plate B15. Package of 100 pcs. Material: POM.				
B14, blue For 4 mm wire	10/15/14	10	7332227015202	1149520
B14, grey For 5 mm wire	10/15/14	10	7332227015219	1149521
Fixing plate B15				
Plastic plate, oil and UV-resistant, intended for mounting of cable or hose onto machines for example. The cable is mounted onto the fixing plate with Cable clips B14 or B16. Package of 100 pcs. Material: POM.				
B15, grey	5/15/15	7	7332227015226	1149522
Cable clip B16				
Plastic clip, oil and UV-resistant, intended for mounting of cable or hose, Ø 6, 8 or 10 mm respectively, onto a 5 mm mesh tray wire. Can also be used to mount cable or hose onto Fixing plate B15. Package of 100 pcs. Material: POM.				
B16, grey, Ø 6 mm	10/16/15	11	7332227015257	1149525
B16, black, Ø 8 mm	10/16/15	10	7332227015264	1149526
B16, white, Ø 10 mm	10/16/15	9	7332227015271	1149527

P141003

P141004

B224734

P141006
P141005

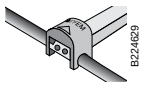

P141008
P141009

P141010

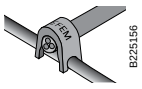

P141011

P141012

P141013

Steel mesh trays
Electro-galvanized
Corrosion class C1

Accessories

Installation tie, 4 sheets/6 strips

Rapstrap is a smooth and flexible installation tie to be used in many configurations. All parts of Rapstrap can be used and the unique design also allows Rapstrap to be easily released and re-used. For longer lengths, Rapstrap can be joined together.
Packed in a plastic bag of 24, 4 sheets of 6 strips.
Material: Polyurethane.

P140003

Type	Colour	Dimensions A/B/C mm	Qty per package	EAN code	Ref. No.
Rapstrap tie	Black	10/1.25/300	24	3606480619151	IMT38067
	Neutral	10/1.25/300	24	3606480624643	IMT38070

Velcro B51

Velcro tape intended to attach bundles of cables onto a mesh tray. Length 22.8 m, colour black.

B225157

B51/10	10/22.8	16	7332227186506	1518650
B51/20	20/22.8	32	7332227186513	1518651

Marking clip B44

Plastic marking clip, flame-resistant, to be snapped onto the two side wires of the mesh tray. The Equipotential Bonding clip is available in Swedish, English and German. Package of 10 pcs.
Material: ABS.

P133791 P141014 P133792 P141015

B44	40/10/90	1	7332227014274	1149427
B44/Potentialutjämning, SE	40/10/90	1	7321677888566	1149428
B44/Equipotential Bonding, GB	40/10/90	1	7321677888573	1149429
B44/Potentialausgleich, DE	40/10/90	1	7321677888580	1149430

Identification tag B40

Identification tag to be snapped onto mesh tray wires of Ø 5 mm.Package of 10 pcs.
Material: ABS.

P141016 P141017 P141018 P141019 P141020

B40/Opto	35/8/43	1	7332227014205	1149420
B40/Coax	35/8/43	1	7332227014212	1149421
B40/Pair	35/8/43	1	7332227014229	1149422
B40/Neutral	35/8/43	1	7332227014236	1149423
B40/Pow	35/8/43	1	7332227014243	1149424

Tools

Cable roller B25

Cable roller intended to facilitate the pulling of cables into the mesh trays. Mounted on the mesh tray by pulling the black knob outwards. When the cable pulled by the cable roller has reached the desired distance, it is moved to the tray by pushing the small metal button to open the cable roller and removing it.
Material: Stainless steel AISI316L, plastic.

P140077

B25	210/130/40	35	7332227019552	1653955

Bolt cutter B28

Bolt cutter with angled clipper cut head for narrow and clean cuts of mesh tray wires.

B224843

B28	140/40/630	272	7332227239981	1623998

Spanner B45

10 mm combination spanner, open end/flex head end.
Material: Chrome vanadium steel.

B224769

B45	15/15/180	7	7332227222006	1622200

Hot-dip galvanized mesh trays and accessories

Range

Steel mesh trays

Height 45, 55, 60, 110 mm 52

C-, G- and Mini mesh trays.....53

Accessories

Fittings, brackets 54

Pendants, ceiling and joining fittings, support support hooks 55

Support hooks, Combi-fittings threaded rods & accessories, accessory holders.....56

Support, brackets, end plugs, mounting spacer, cable clips 57

Installation ties, Velcro tape, marking clips identification tags, tools 58

Steel mesh trays

Hot-dip galvanized
Corrosion class C2-C4

Mesh trays, HDG

P140859

Type	Dimensions A/B/C mm	Weight kg/100 pcs	EAN code	Ref. No.
Mesh trays, 45, 55 and 60 mm high				
Mesh cable tray, length 2.5 m. Size 75/55 available both made of ø 4 and 5 mm wire, see dimension table below. Material: Steel, HDG.				
53/45	45/53/2500	185	7332227012133	1149213
75x4/55	55/75/2500	204	7332227012003	1149200
75x5/55	55/75/2500	306	7332227012102	1149210
120/60	60/120/2500	340	7332227012010	1149201
220/60	60/220/2500	453	7332227012027	1149202
320/60	60/320/2500	585	7332227012034	1149203
422/60	60/422/2500	817	7332227012140	1149214
522/60	60/522/2500	949	7321677887354	1149215
622/60	60/622/2500	1106	7321677887361	1149216

P140865



Mesh trays, 110 mm high				
Mesh cable tray, length 2.5 m. Material: Steel, HDG.				
120/110	110/120/2500	453	7332227012041	1149204
220/110	110/220/2500	584	7332227012058	1149205
320/110	110/320/2500	709	7332227012065	1149206
422/110	110/422/2500	949	7332227012072	1149207
522/110	110/522/2500	1106	7321677887309	1149208
622/110	110/622/2500	1148	7321677887316	1149209

Dimension table

B225239

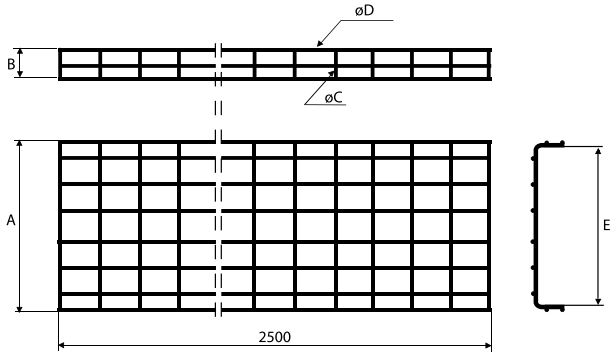

B225240

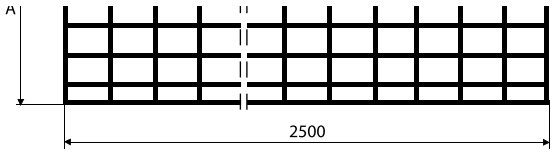

Type	A mm	B mm	C mm	D mm	E mm	Ref. No.
Mesh tray 53/45	53	45	4	4	37	1149213
Mesh tray 75x4/55	75	55	4	4	59	1149200
Mesh tray 75x5/55	75	55	5	5	55	1149210
Mesh tray 120/60	120	60	5	5	100	1149201
Mesh tray 220/60	220	60	5	5	200	1149202
Mesh tray 320/60	320	60	5	5	300	1149203
Mesh tray 422/60	422	60	5	6	400	1149214
Mesh tray 522/60	522	60	5	6	500	1149215
Mesh tray 622/60	622	60	5	6	600	1149216
Mesh tray 120/110	120	110	5	5	100	1149204
Mesh tray 220/110	220	110	5	5	200	1149205
Mesh tray 320/110	320	110	5	5	300	1149206
Mesh tray 422/110	422	110	5	6	400	1149207
Mesh tray 522/110	522	110	5	6	500	1149208
Mesh tray 622/110	622	110	5	6	600	1149209

Steel mesh trays

Hot-dip galvanized
Corrosion class C2-C4

C- and G-Mesh trays

P140869 P140870 P140871

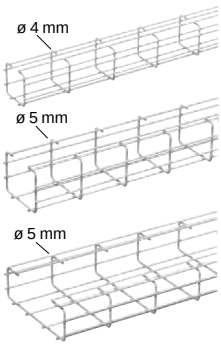

Type	Dimensions A/B/C mm	Weight kg/100 pcs	EAN code	Ref. No.
C-mesh trays				
C-shaped mesh cable tray, length 2.5 m, for use where mounting with long support distances (up to 4 metres) are needed. Material: Steel, HDG.				
75x75	75/75/2500	278	7332227012324	1149232
120x100	100/120/2500	472	7332227012331	1149233
220x80	80/220/2500	685	7332227012348	1149234

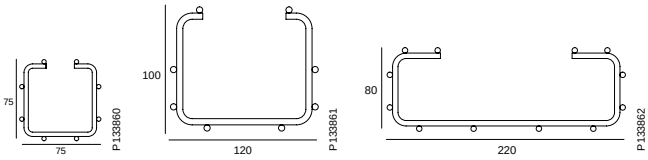

P149848 P149849

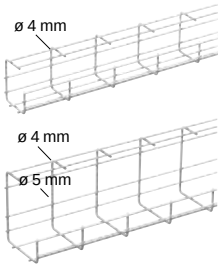

G-mesh trays				
G-shaped mesh cable tray, length 2.5 m, for installation in ceilings, onto walls, under desks and for mounting on cable ladders. Material: Steel, HDG.				
75x95	95/75/2500	278	7332227012386	1149238
120x150	150/120/2500	472	7332227012393	1149239

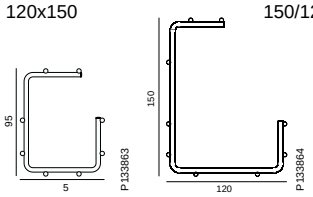

Mini Mesh trays

P140953

Mini mesh trays B30-D

Mini mesh tray for the routing of cables. Diamond-shaped for good guiding and protection. Mesh tray length 2 m, wire ø 3 mm.
Material: Steel, HDG.

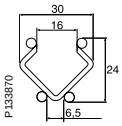

B30-D	24/30/2000	55	7332227012126	1149212

P140954

Mini mesh trays B30-U

Mini mesh tray in a space-saving U-shape for the routing of cables. Mesh tray length 2 m, wire ø 3 mm.
Material: Steel, HDG.

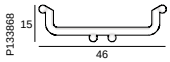

B30-U	15/46/2000	55	7332227012256	1149225

P140955

Mini mesh trays B30-I

Mini mesh tray in a space-saving plane design for the routing of cables. Mesh tray length 2 m, wire ø 3 mm.
Material: Steel, HDG.

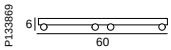

B30-I	6/60/2000	55	7332227012119	1149211

Steel mesh trays

Hot-dip galvanized
Corrosion class C2-C4

Fittings

Type	Dimensions A/B/C mm	Weight kg/100 pcs	EAN code	Ref. No.
Fitting B1				
Fitting to be used as a wall bracket. It can also be mounted over the centre wires as a carrier of lighting fittings. Can also be used in 90 degree angles or as a joining fitting. Delivered without bolt and nut. Material: Steel, HDG.				
B1	40/5/80	4,8	7332227012546	1149254
Fitting B2				
Fitting to be used to join mesh trays. Can also be used in 90 degree angles. Delivered without bolt and nut. Material: Steel, HDG.				
B2	35/7/25	2	7332227012553	1149255
Fitting B3				
Fitting to be used when jointing wires in horizontal and vertical bends, in four-way and tee-junctions, etc. Delivered with bolt and nut. Material: Steel, HDG.				
B3	20/29/23	4	7332227012560	1149256
Angled fitting B27				
Angled fitting for creating T-junctions or for connections to wall, ceiling and floor. Also for bends with adjustable angle. Material: Steel, HDG.				
B27	85/40/85	13	7332227012690	1149269
Mounting coupler B20				
Mounting coupler to be used for joining and mounting of mini mesh-wire trays. Material: Steel, HDG.				
B2	9/19/85	2	7332227012317	1149231
Joining set B52				
Pre-assembled joining fitting including Fittings B1 and B2, Bolt and Nut B13. Used to join the side sections of all mesh trays. Material: Steel, HDG.				
B52	41/25/80	8	7332227012539	1149253
Bolt and nut B13				
Bolt and nut M6x25. Tensi-lock and flange nut M6. Material: Steel HDG.				
B13, 50+50 pcs	30/18/18	0.57/bag	7332227012843	1149284
B13, 250+250 pcs	30/18/18	2.80/bag	7332227012850	1149285

P140956

P140957

P140958

P140959

P140963

P140960

P141021

Brackets

Bracket B4/B4 Mini				
Bracket to be used for the mounting of mesh trays 53-622 onto wall and floor. Material: Steel, HDG.				
B4	85/30/95	15	7332227012577	1149257
B4 Mini	53/23/55	6	7332227012980	1149298
Bracket B9				
Bracket to be used for the mounting of mesh trays onto walls and pendants. Material: Steel, HDG.				
B9/75-120	120/180/40	42	7332227012218	1149221
B9/220	120/280/40	55	7332227012225	1149222
B9/320	120/380/40	68	7332227012232	1149223
B9/422	142/480/40	86	7332227012249	1149224
B9/522	130/580/50	160	7332227012959	1149295
B9/622	130/680/50	186	7332227012966	1149296
Cantilever arm 50				
Cantilever arm for mounting on walls, pendant/fixing rails or vertical pieces. Material: Steel, HDG.				
50-150	85/200/40	28	7321677234332	723433
50-250	105/300/40	52	7321677234356	723435
50-300	105/350/40	60	7321677234363	723436
50-400	120/450/50	228	7321677234370	723437
50-500	140/550/50	172	7321677234387	723438
50-600	150/650/50	215	7321677234394	723439

P140961

P140962

P140964
P140965
P140966

P140016

Steel mesh trays

Hot-dip galvanized
Corrosion class C2-C4

Pendants

	Type	Dimensions A/B/C mm	Weight kg/100 pcs	EAN code	Ref. No.
P140968	**Pendant B12L**				
	Pendant for light installations. Mounted with M8/M10 bolt. Telescopic extension with B19. Material: Steel, HDG.				
	B12L/250	250/145/60	69	7332227012362	1149236
	B12L/500	500/145/60	105	7332227012461	1149246
P140969	**Pendant B12**				
	Pendant for heavy installations. Mounted with M8/M10 bolt. Telescopic extension with B19. Material: Steel, HDG.				
	B12/250	250/142/142	135	7332227012485	1149248
	B12/500	500/142/142	198	7332227012508	1149250

Ceiling and joining fittings, support

P140970	**Ceiling fitting B23**				
	Adjustable ceiling fitting for mounting onto a straight or a sloping ceiling. Material: Steel, HDG.				
	B23	53/150/150	44	7332227012645	1149264
P140971	**Extension B19**				
	Extension for telescopic extension of Pendant B12 , B12L and for mounting onto Ceiling fitting B23. Material: Steel, HDG.				
	B19	1000/25/61	182	7332227012614	1149261
P140972	**Joining fitting B24**				
	Joining fitting for Extension B19 and mounting onto Ceiling fitting B23. Material: Steel, HDG.				
	B24	200/20/55	29	7332227012652	1149265
P140973	**Side support B10**				
	Side support intended to increase stability of a pendant with assymetrical load. Material: Steel, HDG.				
	B10	997/40/20	93	7332227012492	1149249

Support hooks

P140977	**Support hook B35/120-220**				
	Support hook intended for 120-220 mm mesh trays. Material: Steel, HDG.				
	B35/120-220	120/50/95	30	7332227012195	1149219
P140978	**Support hook B35/320-422**				
	Support hook intended for 320-422 mm mesh trays. Material: Steel, HDG.				
	B35/320-422	110/50/290	54	7332227012201	1149220
P140979	**Support hook B35/422-622**				
	Reinforced support hook intended for 422-622 mm mesh trays. Material: Steel, HDG.				
	B35/422-622	120/50/410	114	7332227012300	1149230

Steel mesh trays

Hot-dip galvanized
Corrosion class C2-C4

Support hooks

	Type	Dimensions A/B/C mm	Weight kg/100 pcs	EAN code	Ref. No.
	Support hook B39				
	Support hook for mounting onto a Threaded rod. For tray widths 120-220 and 320-422 respectively. Material: Steel, HDG.				
P140980	B39/120-220	25/50/95	8	7332227012171	1149217
P140981	B39/320-422	25/50/290	32	7332227012188	1149218

Threaded rods

	Threaded rod W76				
P140075	Threaded rod for M8 ceiling mounting of cable support. For fixing, use Flange Nut M8 and for extension, Distance nut M8. Material: Steel, HDG.				
	W76/M8	8/8/1000 8/8/2000	32 64	3606480483783 3606480483776	CSU794697 CSU734698

Nuts

	Flange nut				
P140154	Flange Nut M8 to be mounted on Threaded rod W76. Intended for ceiling mounting of cable support. Material: Steel, HDG.				
	Flange nut M8	8/17/17	1	3606480483806	CSU794715
	Distance nut				
P140155	Distance nut to be used as an extension and a coupler of Threaded rod W76. Intended for ceiling mounting of cable support. Material: Steel, HDG.				
	Distance nut M8	30/15/15	4	3606480483790	CSU794699

Accessory holders

	Accessory holder B5 Mini				
P140982	Accessory holder with a universal hole pattern for the mounting of a variety of boxes and outlets. The holder is easy to mount in different directions and angles on a mesh tray. The holder is tightened to the mesh tray by closing the grip around the wires. Material: Steel, HDG.				
	B5 Mini	140/24/170	21	7332227012379	1149237
	Accessory holder B5				
	Accessory holder without holes or with a universal hole pattern for the mounting of a variety of boxes and outlets. The holder is easy to mount in different directions and angles on a mesh tray. The holder is tightened to the mesh tray by closing the grip around the wires. Material: Steel, HDG.				
P140983	B5 with holes	107/23/240	43	7332227012584	1149258
P140984	B5 without holes	107/23/240	46	7332227012683	1149268

Accessories

	Combi-fittings B21				
	Combi-fitting to be mounted onto cable ladders. Material: Steel, HDG.				
P140021	B21	250/50/20	48	7332227012591	1149259
P140022	B21 90 degrees	120/50/135	46	7332227012911	1149291

Steel mesh trays

Hot-dip galvanized
Corrosion class C2-C4

Accessories

Type	Dimensions A/B/C mm	Weight kg/100 pcs	EAN code	Ref. No.
Support B33				
Support to be used for mounting of all mesh trays on the floor, for example under a raised floor. The height of B33 Support is adjustable from 215 to 370 mm. The upper or lower part can be adjusted in a 90º angle. Material: Steel, HDG.				
B33	215/100/220	174	7332227012355	1149235
Conveyor bracket B17				
Universal fitting to be used when mounting mesh trays along conveyor systems. Material: Steel, HDG.				
B17	35/450/35	56	7332227012928	1149292
Earth connection clamp B18				
Earth connection clamp to be used to mount earth cable onto a chosen wire of the mesh tray. Material: Brass, electrolytically nickel coated.				
B18	15/30/15	2	7321677887163	1149180
End plugs 28K, 28L, 28M				
End plug to be mounted on Pendant B12/B12L and on Extension B19 respectively, see below. Intended to provide protection aganst personal injuries and to make the the ends of the profiles more conspicuous. Material: PP/TPE, orange.				
28K For Pendant B12	24/33.5/75	1.25	3606480457548	CSU794521
28L For Pendant B12L	20/20/60	0.7	3606480457555	CSU794522
28M For Extension B19	20/26/66	0.86	3606480457562	CSU794523
Safety cap B32				
Safety cap of halogen-free and flame-proof plastic material. To be mounted onto wires sticking out. Bag with 100 pcs. Material: PE.				
B32/3	5/8/5	5	7332227013895	1149389
B32/4	8/10/8	5	7332227013888	1149388
B32/5	8/10/8	4	7332227013666	1149366
B32/6	8/10/9	3	7332227013673	1149367
Mounting spacer B22				
Plastic spacer that fits all mini mesh-tray dimensions. Mounted by snapping the spacer onto the bottom wires. For 3 mm wire diameter. Bag with 10 pcs. Material: PE.				
B2	6/18/18	1.4	7332227015233	1149523
AS-I clip B14				
Plastic clip, oil and UV-resistant, intended for the fixing of AS-I cable. For mesh tray wire diameter 4 and 5 mm respectively. The grey clip is also used for mounting onto Fixing plate B15. Package of 100 pcs. Material: POM.				
B14, blue For 4 mm wire	10/15/14	10	7332227015202	1149520
B14, grey For 5 mm wire	10/15/14	10	7332227015219	1149521
Fixing plate B15				
Plastic plate, oil and UV-resistant, intended for mounting of cable or hose onto machines for example. The cable is mounted onto the fixing plate with Cable clips B14 or B16. Package of 100 pcs. Material: POM.				
B15, grey	5/15/15	7	7332227015226	1149522
Cable clip B16				
Plastic clip, oil and UV-resistant, intended for mounting of cable or hose, Ø 6, 8 or 10 mm respectively, onto a 5 mm mesh tray wire. Can also be used to mount cable or hose onto Fixing plate B15. Package of 100 pcs. Material: POM.				
B16, grey, Ø 6 mm	10/16/15	11	7332227015257	1149525
B16, black, Ø 8 mm	10/16/15	10	7332227015264	1149526
B16, white, Ø 10 mm	10/16/15	9	7332227015271	1149527

P140998

P140999

P141000

P135759

P135760

P135761

P141001

B224730

P141002

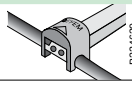
B224629

P141008

P141009

P141010

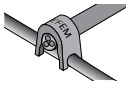
B225156

P141011

P141012

P141013

Steel mesh trays
Hot-dip galvanized
Corrosion class C2-C4

Accessories

Type		Dimensions A/B/C mm	Weight kg/100 pcs	EAN code	Ref. No.
Installation tie, 4 sheets/6 strips					

Rapstrap is a smooth and flexible installation tie to be used in many configurations. All parts of Rapstrap can be used and the unique design also allows Rapstrap to be easily released and re-used. For longer lengths, Rapstrap can be joined together.
Packed in a plastic bag of 24, 4 sheets of 6 strips.
Material: Polyurethane.

P140003

	Colour		Qty per package		
Rapstrap tie	Black	10/1.25/300	24	3606480619151	IMT38067
	Neutral	10/1.25/300	24	3606480624643	IMT38070

Velcro B51

Velcro tape intended to attach bundles of cables onto a mesh tray. Length 22.8 m, colour black.

B225157

B51/10	10/22.8	16	7332227186506	1518650
B51/20	20/22.8	32	7332227186513	1518651

Marking clip B44

Plastic marking clip, flame-resistant, to be snapped onto the two side wires of the mesh tray. The Equipotential Bonding clip is available in Swedish, English and German. Package of 10 pcs.
Material: ABS.

B44	40/10/90	1	7332227014274	1149427
B44/Potentialutjämning, SE	40/10/90	1	7321677888566	1149428
B44/Equipotential Bonding, GB	40/10/90	1	7321677888573	1149429
B44/Potentialausgleich, DE	40/10/90	1	7321677888580	1149430

P133791 P141014 P133792 P141015

Identification tag B40

Identification tag to be snapped onto mesh tray wires of Ø 5 mm.Package of 10 pcs.
Material: ABS.

B40/Opto	35/8/43	1	7332227014205	1149420
B40/Coax	35/8/43	1	7332227014212	1149421
B40/Pair	35/8/43	1	7332227014229	1149422
B40/Neutral	35/8/43	1	7332227014236	1149423
B40/Pow	35/8/43	1	7332227014243	1149424

P141016 P141017 P141018 P141019 P141020

Tools

Cable roller B25

Cable roller intended to facilitate the pulling of cables into the mesh trays. Mounted on the mesh tray by pulling the black knob outwards. When the cable pulled by the cable roller has reached the desired distance, it is moved to the tray by pushing the small metal button to open the cable roller and removing it.
Material: Stainless steel AISI316L, plastic.

P140077

B25	210/130/40	35	7332227019552	1653955

Bolt cutter B28

Bolt cutter with angled clipper cut head for narrow and clean cuts of mesh tray wires.

B224843

B28	140/40/630	272	7332227239981	1623998

Spanner B45

10 mm combination spanner, open end/flex head end.
Material: Chrome vanadium steel.

B224769

B45	15/15/180	7	7332227222006	1622200

Stainless steel mesh trays, AISI 304L, AISI 316L, and accessories

Range

Steel mesh trays

Height 45, 55, 60, 110 mm 60

C-, G- ,Z- and Mini mesh trays ... 62

Accessories

Fittings, brackets 63

Brackets, pendants,
ceiling and joining fittings,
support..... 64

Ceiling fittings, support hooks,
threaded rods & accessories 65

Accessory holders, plate cover,
separating plates, support,
Combi-fittings..... 66

End plugs, mounting spacer
radius limiters, AS-I clips
fixing plate, cable clips..... 67

Installation ties, Velcro tape,
marking clips
identification tags, tools 68

Steel mesh trays

Stainless steel AISI 304L
Corrosion class C5-I

Mesh trays, stainless

P140859

Type	Dimensions A/B/C mm	Weight kg/100 pcs	EAN code	Ref. No.
Mesh trays, 45, 55 and 60 mm high				
Mesh cable tray, length 2.5 m. Size 75/55 available both made of ø 4 and 5 mm wire, see dimension table below. Material: Stainless steel AISI304L.				
53/45	45/53/2500	176	3606480523472	1149613
75x4/55	55/75/2500	190	3606480518539	1149600
75x5/55	55/75/2500	297	3606480523465	1149610
120/60	60/120/2500	318	3606480518546	1149601
220/60	60/220/2500	437	3606480518560	1149602
320/60	60/320/2500	555	3606480518577	1149603
422/60	60/422/2500	772	3606480523489	1149614
522/60	60/522/2500	922	3606480523496	1149615
622/60	60/622/2500	1075	7315881149612	WBE1149616

P140865

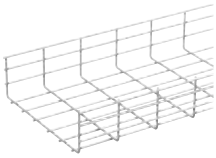

Mesh trays, 110 mm high				
Mesh cable tray, length 2.5 m. Material: Stainless steel AISI304L.				
120/110	110/120/2500	443	3606480518584	1149604
220/110	110/220/2500	562	3606485444475	1149605
320/110	110/320/2500	683	3606485444482	1149606
422/110	110/422/2500	922	3606485444499	1149607
522/110	110/522/2500	1075	3606485444512	WBE1149608
622/110	110/622/2500	1116	3606485444505	1149609

Dimension table

B225239

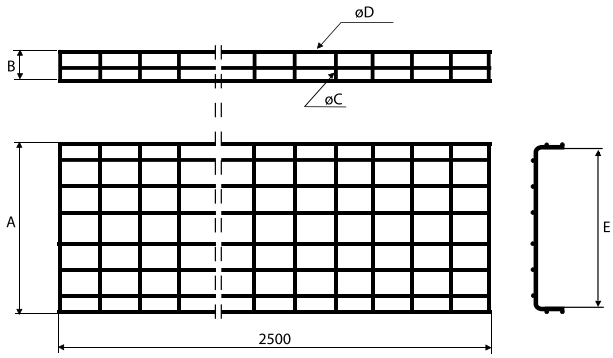

B225240

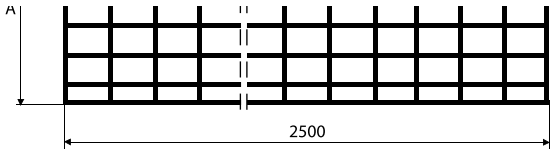

Type	A mm	B mm	C mm	D mm	E mm	Ref. No.
Mesh tray 53/45	53	45	4	4	37	1149613
Mesh tray 75x4/55	75	55	4	4	59	1149600
Mesh tray 75x5/55	75	55	5	5	55	1149610
Mesh tray 120/60	120	60	5	5	100	1149601
Mesh tray 220/60	220	60	5	5	200	1149602
Mesh tray 320/60	320	60	5	5	300	1149603
Mesh tray 422/60	422	60	5	6	400	1149614
Mesh tray 522/60	522	60	5	6	500	1149615
Mesh tray 622/60	622	60	5	6	600	WBE1149616
Mesh tray 120/110	120	110	5	5	100	1149604
Mesh tray 220/110	220	110	5	5	200	1149605
Mesh tray 320/110	320	110	5	5	300	1149606
Mesh tray 422/110	422	110	5	6	400	1149607
Mesh tray 522/110	522	110	5	6	500	WBE1149608
Mesh tray 622/110	622	110	5	6	600	1149609

Steel mesh trays

Stainless steel AISI 316L
Corrosion class C5-I/C5-M

Mesh trays, stainless

P140859

Type	Dimensions A/B/C mm	Weight kg/100 pcs	EAN code	Ref. No.
Mesh trays, 45, 55 and 60 mm high				
Mesh cable tray, length 2.5 m. Size 75/55 available both made of ø 4 and 5 mm wire, see dimension table below. Material: Stainless steel AISI316L.				
53/45	45/53/2500	176	7332227013130	1149313
75x4/55	55/75/2500	190	7332227013000	1149300
75x5/55	55/75/2500	297	7332227013109	WBE1149310
120/60	60/120/2500	318	7332227013017	WBE1149301
220/60	60/220/2500	437	7332227013024	1149302
320/60	60/320/2500	555	7332227013031	1149303
422/60	60/422/2500	772	7332227013147	1149314
522/60	60/522/2500	922	7321677887972	1149315
622/60	60/622/2500	1075	7321677887989	1149316

P140865



Mesh trays, 110 mm high				
Mesh cable tray, length 2.5 m. Material: Stainless steel AISI316L.				
120/110	110/120/2500	443	7332227013048	1149304
220/110	110/220/2500	562	7332227013055	1149305
320/110	110/320/2500	683	7332227013062	1149306
422/110	110/422/2500	922	7332227013079	1149307
522/110	110/522/2500	1075	7321677887927	1149308
622/110	110/622/2500	1116	7321677887934	1149309

Dimension table

B225239

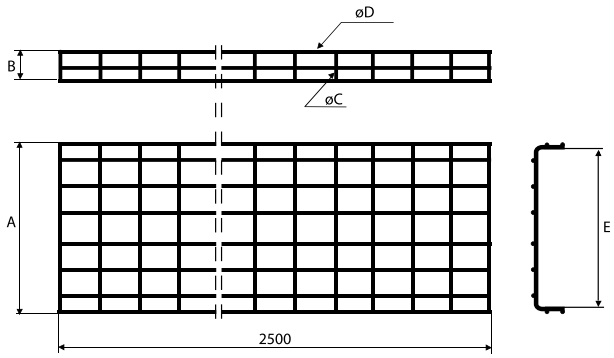

B225240

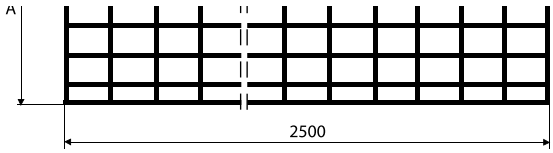

Type	A mm	B mm	C mm	D mm	E mm	Ref. No.
Mesh tray 53/45	53	45	4	4	37	1149313
Mesh tray 75x4/55	75	55	4	4	59	1149300
Mesh tray 75x5/55	75	55	5	5	55	WBE1149310
Mesh tray 120/60	120	60	5	5	100	WBE1149301
Mesh tray 220/60	220	60	5	5	200	1149302
Mesh tray 320/60	320	60	5	5	300	1149303
Mesh tray 422/60	422	60	5	6	400	1149314
Mesh tray 522/60	522	60	5	6	500	1149315
Mesh tray 622/60	622	60	5	6	600	1149316
Mesh tray 120/110	120	110	5	5	100	1149304
Mesh tray 220/110	220	110	5	5	200	1149305
Mesh tray 320/110	320	110	5	5	300	1149306
Mesh tray 422/110	422	110	5	6	400	1149307
Mesh tray 522/110	522	110	5	6	500	1149308
Mesh tray 622/110	622	110	5	6	600	1149309

Steel mesh trays

Stainless steel AISI 316L
Corrosion class C5-I/C5-M

C-, G- and Z-Mesh trays

P140869 P140870 P140871

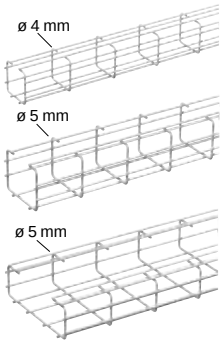

Type	Dimensions A/B/C mm	Weight kg/100 pcs	EAN code	Ref. No.
C-mesh trays				
C-shaped mesh cable tray, length 2.5 m, for use where mounting with long support distances (up to 4 metres) are needed. Material: Stainless steel AISI316L.				
75x75	75/75/2500	253	7332227013321	1149332
120x100	100/120/2500	429	7332227013338	1149333
220x80	80/220/2500	623	7332227013345	1149334

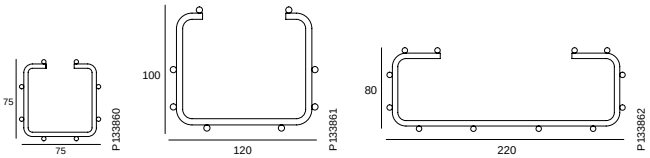

B225021 B225016

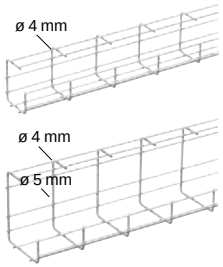

G-mesh trays				
G-shaped mesh cable tray, length 2.5 m, for installation in ceilings, onto walls, under desks and for mounting on cable ladders. Material: Stainless steel AISI316L.				
75x95	95/75/2500	260	7332227013383	1149338
120x150	150/120/2500	350	7332227013390	1149339

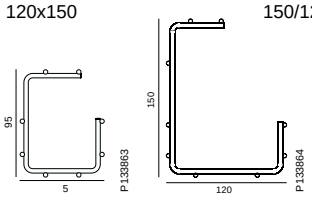

P140950 P140951 P140952

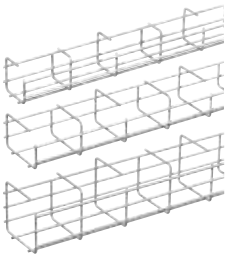

Z-mesh trays				
Z-shaped mesh cable tray, length 2.5 m, for environments where regular and thorough cleaning is required. Wire ø 5 mm. Material: Stainless steel AISI316L.				
75x75	75/75/2500	201	7332227013406	1149340
120x75	80/120/2500	351	7332227013413	1149341
120x130	130/120/2500	469	7332227013420	1149342

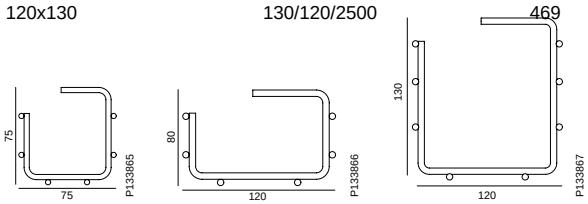

Mini mesh trays

P140953

Mini mesh trays B30-D				
Mini mesh tray for the routing of cables. Diamond-shaped for good guiding and protection. Mesh tray length 2 m, wire ø 3 mm. Material: Stainless steel AISI316L.				
B30-D	24/30/2000	52	7332227013123	1149312

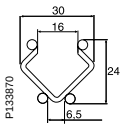

P140954

Mini mesh trays B30-U				
Mini mesh tray in a space-saving U-shape for the routing of cables. Mesh tray length 2 m, wire ø 3 mm. Material: Stainless steel AISI316L.				
B30-U	15/46/2000	52	7332227013253	1149325

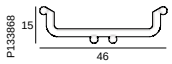

P140955

Mini mesh trays B30-I				
Mini mesh tray in a space-saving plane design for the routing of cables. Mesh tray length 2 m, wire ø 3 mm. Material: Stainless steel AISI316L.				
B30-I	6/60/2000	52	7332227013116	1149311

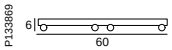

Steel mesh trays

Stainless steel AISI 316L
Corrosion class C5-I/C5-M

Fittings and joining set

	Type	Dimensions A/B/C mm	Weight kg/100 pcs	EAN code	Ref. No.
P140956	**Fitting B1**				
	Fitting to be used as a wall bracket. It can also be mounted over the centre wires as a carrier of lighting fittings. Can also be used in 90 degree angles or as a joining fitting. Delivered without bolt and nut. Material: Stainless steel AISI316L.				
	B1	40/5/80	4.8	7332227013543	1149354
P140957	**Fitting B2**				
	Fitting to be used to join mesh trays. Can also be used in 90 degree angles. Delivered without bolt and nut. Material: Stainless steel AISI316L.				
	B2	35/7/25	2	7332227013550	1149355
P140958	**Fitting B3**				
	Fitting to be used when jointing wires in horizontal and vertical bends, in four-way and tee-junctions, etc. Delivered with bolt and nut. Material: Stainless steel AISI316L.				
	B3	20/29/23	4	7332227013567	1149356
P140959	**Angled fitting B27**				
	Angled fitting for creating T-junctions or for connections to wall, ceiling and floor. Also for bends with adjustable angle. Material: Stainless steel AISI316L.				
	B27	85/40/85	13	7332227013697	1149369
P140963	**Mounting coupler B20**				
	Mounting coupler to be used for joining and mounting of mini mesh-wire trays. Material: Stainless steel AISI316L.				
	B20	9/19/85	2	7332227013314	1149331
P140960	**Joining set B52**				
	Pre-assembled joining fitting including Fittings B1 and B2, Bolt and Nut B13. Used to join the side sections of all mesh trays. Material: Stainless steel AISI316L.				
	B52	41/25/80	8	7332227013536	1149353
P141021	**Bolt and nut B13**				
	Bolt and nut M6x25. Tensi-lock and flange nut M6. Material: Stainless steel AISI316L.				
	B13, 50+50 pcs	30/18/18	0.59/bag	7332227013840	1149384
	B13, 250+250 pcs	30/18/18	2.90/bag	7332227013857	1149385

Brackets

P140961 P140962	**Bracket B4/B4 Mini**				
	Bracket to be used for the mounting of mesh trays 53-622 onto wall and floor. Material: Stainless steel AISI316L.				
	B4	85/30/95	15	7332227013574	1149357
	B4 Mini	53/23/55	5	7332227013987	1149398
P133930	**Bracket B4 100/2**				
	Bracket to be used for the mounting of mesh trays 422-622 mm. To be installed in pairs in two lines for heavy mesh trays. Intended for extended vertical installation in hygienic areas where a distance is needed for cleaning purposes. Distance to the supporting surface 100 mm. Material: Stainless steel AISI316L.				
	B4 100/2	85/95/100	16	3606480531316	CSU794989
P133931	**Bracket B4 100/4 / B4 Mini 100**				
	Bracket to be used for the mounting of mesh trays. Intended for extended vertical installation in hygienic areas where a distance is needed for cleaning purposes. Distance to the supporting surface 100 mm. Material: Stainless steel AISI316L.				
	B4 100/4, for mesh trays 220-320 mm	85/95/100	26	3606480531323	CSU794990
P133932	B4 Mini 100, for mesh trays 53-120 mm	53/55/100	16	3606480531330	CSU794991

Steel mesh trays

Stainless steel AISI 316L
Corrosion class C5-I/C5-M

Brackets

P140964 P140965 P140966

Type	Dimensions A/B/C mm	Weight kg/100 pcs	EAN code	Ref. No.
Bracket B9				
Bracket to be used for the mounting of mesh trays onto walls and pendants. Material: Stainless steel AISI316L.				
B9/75-120	120/180/40	34	7332227013215	1149321
B9/220	120/280/40	46	7332227013222	1149322
B9/320	120/380/40	59	7332227013239	1149323
B9/422	142/480/40	76	7332227013246	1149324
B9/522	130/580/50	160	7332227013956	1149395
B9/622	130/680/50	186	7332227013963	1149396

P140016

Cantilever arm 50				
Cantilever arm for mounting on walls, pendant/fixing rails or vertical pieces. Material: Stainless steel AISI316L.				
50-150	85/200/40	28	7321677256198	725619
50-250	105/300/40	52	7321677256211	725621
50-300	105/350/40	60	7321677256228	725622
50-400	120/450/50	228	7321677256235	725623
50-500	140/550/50	172	7321677256242	725624
50-600	150/650/50	215	7321677256259	725625

Pendants

P140968

Pendant B12L				
Pendant for light installations. Mounted with M8/M10 bolt. Telescopic extension with B19. Material: Stainless steel AISI316L.				
B12L/250	250/145/60	61	7332227013369	1149336
B12L/500	500/145/60	97	7332227013468	1149346

P140969

Pendant B12				
Pendant for heavy installations. Mounted with M8/M10 bolt. Telescopic extension with B19. Material: Stainless steel AISI316L.				
B12/250	250/142/142	128	7332227013482	1149348
B12/500	500/142/142	207	7332227013505	WBE1149350

Ceiling and joining fittings, support

P140970

Ceiling fitting B23				
Adjustable ceiling fitting for mounting onto a straight or a sloping ceiling. Material: Stainless steel AISI316L.				
B23	53/150/150	43	7332227013642	1149364

P140971

Extension B19				
Extension for telescopic extension of Pendant B12 , B12L and for mounting onto Ceiling fitting B23. Material: Stainless steel AISI316L.				
B19	1000/25/61	171	7332227013611	1149361

P140972

Joining fitting B24				
Joining fitting for Extension B19 and mounting onto Ceiling fitting B23. Material: Stainless steel AISI316L.				
B24	200/20/55	28	7332227013659	1149365

P140973

Side support B10				
Side support intended to increase stability of a pendant with assymetrical load. Material: Stainless steel AISI316L.				
B10	997/40/20	93	7332227013499	1149349

Steel mesh trays

Stainless steel AISI 316L
Corrosion class C5-I/C5-M

Ceiling fittings

	Type	Dimensions A/B/C mm	Weight kg/100 pcs	EAN code	Ref. No.
P140974	**Ceiling fitting, universal B46**				
	Universal ceiling fitting intended for mounting of Threaded rod B41 onto ceiling. Material: Stainless steel AISI316L.				
	B46	75/30/60	9	7332227015745	1149574
P140975	**Ceiling fitting, flexible B47**				
	Flexible ceiling fitting that adjusts to the inclination of the ceiling. Delivered complete with Tensi-lock flange nut. Material: Stainless steel AISI316L.				
	B47/M8	65/65/65	13	7332227015752	1149575
	B47/M10	65/65/65	13	7332227015769	1149576
P140976	**Ceiling clamp B48**				
	Ceiling clamp for hole Ø 22 mm. Delivered complete with Tensi-lock nut and washers. Material: Stainless steel AISI316L.				
	B48/M8	20/20/75	6	7332227015721	1149572
	B48/M10	20/20/75	7	7332227015738	1149573

Support hooks

P140977	**Support hook B35/120-220**				
	Support hook intended for 120-220 mm mesh trays. Material: Stainless steel AISI316L.				
	B35/120-220	120/50/95	26	7332227013192	1149319
P140978	**Support hook B35/320-422**				
	Support hook intended for 320-422 mm mesh trays. Material: Stainless steel AISI316L.				
	B35/320-422	110/50/290	48	7332227013208	1149320
P140979	**Support hook B35/422-622**				
	Reinforced support hook intended for 422-622 mm mesh trays. Material: Stainless steel AISI316L.				
	B35/422-622	120/50/410	103	7332227013307	1149330
P140980	**Support hook B39**				
	Support hook for mounting onto a Threaded rod. For tray widths 120-220 and 320-422 respectively. Material: Stainless steel AISI316L.				
	B39/120-220	25/50/95	8	7332227013178	1149317
P140981	B39/320-422	25/50/290	30	7332227013185	1149318

Threaded rods

	Threaded rod B41				
	Threaded rod according to metric standard 6G. Material: Stainless steel AISI316L.				
P140075	B41/M8	8/8/1000	32	7332227015516	1149551
		8/8/2000	63	7332227015523	1149552
P140076	B41/M10	10/10/1000	50	7332227015615	1149561
		10/10/2000	99	7332227015622	1149562

Nuts

P140154	**Flange nut B43**				
	Flange nut to be mounted onto Threaded rod B41 in order to lock it to the Support hook and the Ceiling fittings. Material: Stainless steel AISI316L.				
	B43/M8, 50 pcs	8/17/17	34	7332227015547	1149554
	B43/M10, 50 pcs	15/20/20	56	7332227015646	1149564
P140155	**Distance nut B42**				
	Distance nut to be used when joining Threaded rods. Material: Stainless steel AISI316L.				
	B42/M8	30/15/15	1	7332227015554	1149555
	B42/M10	40/20/20	2	7332227015653	1149565

Steel mesh trays

Stainless steel AISI 316L
Corrosion class C5-I/C5-M

Accessory holders

Type	Dimensions A/B/C mm	Weight kg/100 pcs	EAN code	Ref. No.
Accessory holder B5 Mini				
Accessory holder with a universal hole pattern for the mounting of a variety of boxes and outlets. The holder is easy to mount in different directions and angles on a mesh tray. The holder is tightened to the mesh tray by closing the grip around the wires. Material: Stainless steel AISI316L.				
B5 Mini	140/24/170	20	7332227013376	1149337
Accessory holder B5				
Accessory holder without holes or with a universal hole pattern for the mounting of a variety of boxes and outlets. The holder is easy to mount in different directions and angles on a mesh tray. The holder is tightened to the mesh tray by closing the grip around the wires. Material: Stainless steel AISI316L.				
B5 with holes	120/28/235	43	7332227013581	1149358
B5 without holes	120/28/235	46	7332227013680	1149368

P140982

P132530

B224799

Accessories

Plate cover B7				
Mesh tray plate cover, to be mounted with Clips B8, 4 pcs / cover. For tray widths acc. to the type designation. Cover length 1250 mm. Material: Stainless steel AISI316L.				
B7/75	17/80/1250	87	7332227013703	1149370
B7/120	17/125/1250	124	7332227013710	1149371
B7/220	17/225/1250	191	7332227013727	1149372
B7/320	17/325/1250	253	7332227013734	1149373
B7/422	17/425/1250	327	7332227013741	1149374
Clip B8				
Clip intended to mount Plate cover B7 on a mesh tray, 4 pcs/cover. Material: Stainless steel AISI316L.				
B8	10/20/30	1	7332227013796	1149379
Separating plate B26				
L-shaped separating plate, fixed to the mesh tray by bending the flaps around the transversal wires. Material: Stainless steel AISI316L.				
B26	40/30/2500	113	7332227013789	1149378
Tele-channel B6				
Tele-channel to be fixed to the mesh tray by bending the flaps around the transversal wires. Material: Stainless steel AISI316L.				
B6	40/50/2500	201	7332227013475	1149347
Combi-fittings B21				
Combi-fitting to be mounted onto cable ladders. Material: Stainless steel AISI316L.				
B21	250/50/20	45	7332227013598	1149359
B21 90 degrees	120/50/135	45	7332227013918	1149391
Support B33				
Support to be used for mounting of all mesh trays on the floor, for example under a raised floor. The height of B33 Support is adjustable from 215 to 370 mm. The upper or lower part can be adjusted in a 90º angle. Material: Stainless steel AISI316L.				
B33	215/100/220	157	7332227013352	1149335
Conveyor bracket B17				
Universal fitting to be used when mounting wire trays along conveyor systems. Material: Stainless steel AISI316L.				
B17	35/450/35	55	7332227013925	1149392

P140988

P140991

P140995

P140997

P140021

P140022

P140998

P140999

Steel mesh trays

Stainless steel AISI 316L
Corrosion class C5-I/C5-M

Accessories

Type	Dimensions A/B/C mm	Weight kg/100 pcs	EAN code	Ref. No.
Earth connection clamp B18				
Earth connection clamp to be used to mount earth cable onto a chosen wire of the mesh tray. Material: Brass, electrolytically nickel coated.				
B18	15/30/15	2	321677887163	1149180
End plugs 28K, 28L, 28M				
End plug to be mounted on Pendant B12/B12L and on Extension B19 respectively, see below. Intended to provide protection aganst personal injuries and to make the the ends of the profiles more conspicuous. Material: PP/TPE, orange.				
28K For Pendant B12	24/33.5/75	1.25	3606480457548	CSU794521
28L For Pendant B12L	20/20/60	0.7	3606480457555	CSU794522
28M For Extension B19	20/26/66s	0.86	3606480457562	CSU794523
Safety cap B32				
Safety cap of halogen-free and flame-proof plastic material. To be mounted onto wires sticking out. Bag with 100 pcs. Material: PE.				
B32/3	5/8/5	5	7332227013895	1149389
B32/4	8/10/8	5	7332227013888	1149388
B32/5	8/10/8	4	7332227013666	1149366
B32/6	8/10/9	3	7332227013673	1149367
Mounting spacer B22				
Plastic spacer that fits all mini mesh-tray dimensions. Mounted by snapping the spacer onto the bottom wires. For 3 mm wire diameter. Bag with 10 pcs. Material: PE.				
B22	6/18/18	1.4	7332227015233	1149523
Radius limiter B34				
Radius limiter that limits the bend radius for sensitive cables. The radius limiter is mounted from below by using the locking stick. Material: Stainless steel AISI316L.				
B34/75	40/80/75	9	7332227015370	1149537
B34/120	40/80/115	11	7332227015318	1149531
B34/220	40/80/215	22	7332227015325	1149532
B34/320	40/80/315	33	7332227015332	1149533
B34/422	40/80/415	45	7332227015349	1149534
B34/522	40/80/515	58	7332227015356	1149535
B34/622	40/80/615	68	7332227015363	1149536
AS-I clip B14				
Plastic clip, oil and UV-resistant, intended for the fixing of AS-I cable. For mesh tray wire diameter 4 and 5 mm respectively. The grey clip is also used for mounting onto Fixing plate B15. Package of 100 pcs. Material: POM.				
B14, blue For 4 mm wire	10/15/14	10	7332227015202	1149520
B14, grey For 5 mm wire	10/15/14	10	7332227015219	1149521
Fixing plate B15				
Plastic plate, oil and UV-resistant, intended for mounting of cable or hose onto machines for example. The cable is mounted onto the fixing plate with Cable clips B14 or B16. Package of 100 pcs. Material: POM.				
B15, grey	5/15/15	7	7332227015226	1149522
Cable clip B16				
Plastic clip, oil and UV-resistant, intended for mounting of cable or hose, Ø 6, 8 or 10 mm respectively, onto a 5 mm mesh tray wire. Can also be used to mount cable or hose onto Fixing plate B15. Package of 100 pcs. Material: POM.				
B16, grey, Ø 6 mm	10/16/15	11	7332227015257	1149525
B16, black, Ø 8 mm	10/16/15	10	7332227015264	1149526
B16, white, Ø 10 mm	10/16/15	9	7332227015271	1149527

P141000

P135759

P135760

P135761

P141001

P141002

B224734

P141008

P141009

P141010

P141011

P141012

P141013

Steel mesh trays

Stainless steel AISI 316L
Corrosion class C5-I/C5-M

Accessories

Type		Dimensions A/B/C mm	Weight kg/100 pcs	EAN code	Ref. No.
Installation tie, 4 sheets/6 strips					

Rapstrap is a smooth and flexible installation tie to be used in many configurations. All parts of Rapstrap can be used and the unique design also allows Rapstrap to be easily released and re-used. For longer lengths, Rapstrap can be joined together.
Packed in a plastic bag of 24, 4 sheets of 6 strips.
Material: Polyurethane.

P140003

	Colour		Qty per package		
Rapstrap tie	Black	10/1.25/300	24	3606480619151	IMT38067
	Neutral	10/1.25/300	24	3606480624643	IMT38070

Velcro B51

Velcro tape intended to attach bundles of cables onto a mesh tray. Length 22.8 m, colour black.

P149448

B51/10	10/22.8	16	7332227186506	1518650
B51/20	20/22.8	32	7332227186513	1518651

Marking clip B44

Plastic marking clip, flame-resistant, to be snapped onto the two side wires of the mesh tray. The Equipotential Bonding clip is available in Swedish, English and German. Package of 10 pcs.
Material: ABS.

B44	40/10/90	1	7332227014274	1149427
B44/Potentialutjämning, SE	40/10/90	1	7321677888566	1149428
B44/Equipotential Bonding, GB	40/10/90	1	7321677888573	1149429
B44/Potentialausgleich, DE	40/10/90	1	7321677888580	1149430

P133791 P141014 P133792 P141015

Identification tag B40

Identification tag to be snapped onto mesh tray wires of Ø 5 mm.Package of 10 pcs.
Material: ABS.

B40/Opto	35/8/43	1	7332227014205	1149420
B40/Coax	35/8/43	1	7332227014212	1149421
B40/Pair	35/43/8	1	7332227014229	1149422
B40/Neutral	35/8/43	1	7332227014236	1149423
B40/Pow	35/8/43	1	7332227014243	1149424

P141016 P141017 P141018 P141019 P141020

Tools

Cable roller B25

Cable roller intended to facilitate the pulling of cables into the mesh trays. Mounted on the mesh tray by pulling the black knob outwards. When the cable pulled by the cable roller has reached the desired distance, it is moved to the tray by pushing the small metal button to open the cable roller and removing it.
Material: Stainless steel AISI316L, plastic.

B224692

B25	210/130/40	35	7332227019552	1653955

Bolt cutter B28

Bolt cutter with angled clipper cut head for narrow and clean cuts of mesh tray wires.

B224843

B28	140/40/630	272	7332227239981	1623998

Spanner B45

10 mm combination spanner, open end/flex head end.
Material: Chrome vanadium steel.

B224769

B45	15/15/180	7	7332227222006	1622200

P126279

Defem CombiRack™
+ Defem mesh trays

= Complete installation

With Defem mesh trays and accessories for the routing of cables at several levels the installation is complete.

Defem CombiRack - for telecom, data and technical rooms

An open rack solution with Defem CombiRack 19" provides a complete overview, access and easy maintenance of the entire installation - it is easy to build, expand and re-build.

Timesaving

Total flexibility, easy to adapt,

Benefits from selecting Defem CombiRack

- Easy for one person to build
- Suitable for situations where tight access means pre-built. Can be partially assembled and completed on site
- 'Open Frame' system reduces floor space
- More efficient air flow / air cooling in Comms rooms
- Easy access and maintenance and to install additional cabling
- Scaleable: extend to variable depths or rebuild as requirements change
- High ventilation and cooling of cabling and equipment
- Secured cable ways
- Simplicity
- Total visibility of cable ways.

The whole installation can be performed by one person. Once the first frame has been installed an extension requires only one new rack side and two U-bar beams for each new rack. This saves both material and labour costs.

Minimum Material. Maximum Flexibility

CombiRack, simple to build and to expand, designed to meet high specifications.

Combirack provides easy access and ventilation.



Flexible cable management options, racks and cabling have full access from all sides.

Defem CombiRack™ 19"

U-Bar support system

CombiRacks™ 19"

P132997

Type	Dimensions A/B/C mm	Weight kg/100 pcs	EAN code	Ref. No.
Construction kit No. 1				
Construction kit for self-assembly, CombiRack No 1. The first CombiRack is constructed with two rack sides, stabilized by two overhead U-bars. The CombiRack sides are assembled acc. to the description enclosed in the package with a 13 mm spanner B45. To facilitate mounting of the racks mounting frame B2590 should be used. Finally, the mounting profiles are screw-fastened. Material: Steel, electro-galvanized.				
CombiRack 19" 42U	600/195/2000	3840	7321677890682	5002632
CombiRack 19" 42U	800/195/2000	4010	7321677890705	5002634
CombiRack 19" 46U	600/195/2200	4160	7321677890781	5002642
CombiRack 19" 46U	800/195/2200	4330	7321677890804	5002644

P132996

Add-on kit				
Construction kit for self-assembly, Add-on CombiRack. The next section is constructed with Add-on CombiRack, mounted on the first rack by two overhead U-bars. Assembled acc. to the description enclosed in the package with a 13 mm spanner B45. To facilitate mounting of the racks mounting frame B2590 should be used. Finally, the mounting profiles are screw-fastened. Material: Steel, electro-galvanized.				
Add-on CombiRack 19" 42U	600/195/2000	2360	7321677890699	5002633
Add-on CombiRack 19" 42U	800/195/2000	2530	7321677890712	5002635
Add-on CombiRack 19" 46U	600/195/2200	2530	7321677890798	5002643
Add-on CombiRack 19" 46U	800/195/2200	2690	7321677890811	5002645

CombiRack No. 1	Add-on CombiRack	
A CombiRack kit gives a complete rack.	Use the Add-on rack for the next.	Continue by using further Add-on racks until the line corre-sponds to your wish!

Defem CombiRack™ 19"

U-Bar support system

U-Bar

B224803



Type	Dimensions A/B/C mm	Weight kg/100 pcs	EAN code	Ref. No.
U-bar B60				
U-bar to be used for support of Defem Mesh Tray System and assembly of CombiRack frames. Distance between hole centres: 40 mm, hole Ø 8.5 mm. Material: Steel, electro-galvanized.				
B60	35/40/400	90	7321677889921	5002450
B60	35/40/480	110	7321677889938	5002451
B60	35/40/520	120	3606480518591	5002454
B60	35/40/600	140	3606480518607	5002455
B60	35/40/720	160	7321677889945	5002452
B60	35/40/800	180	3606480518614	5002456
B60	35/40/920	200	3606480518621	5002457
B60	35/40/1000	220	3606480518638	5002458
B60	35/40/1920	420	7321677889952	5002453
B60	35/40/2120	480	3606480518645	5002459
B60	35/40/2876	620	7321677888429	1149400

Fittings

B224804

Joining fitting B61				
Fitting to be used for the joining of U-bars. Package of 6 pcs. Material: Steel, electro-galvanized.				
B61	30/36/235	20	7332227014014	1149401

B224809



Angled fitting B62				
Angled fitting to be used for the mounting of U-bars. Package of 6 pcs. Material: Steel, electro-galvanized.				
B62	35/101/110	20	7321677888443	1149402

B224812

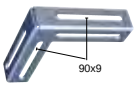

Corner fitting B65				
Corner fitting to be used for the mounting of U-bars and the assembly of CombiRack. Package of 6 pcs. Material: Steel, electro-galvanized.				
B65	30/130/130	20	7321677888498	1149407

B224810

Adjustable foot B63				
Adjustable foot for U-bars. With ball joint that compensates for uneven floors. Hole diameter 8.5 mm. M8-thread on the back side. Distance between hole centres 40 mm. Adjustable height 70 mm. Package of 6 pcs. Material: Steel, electro-galvanized.				
B63	44/44/104	30	7321677888481	1149406

Cap, Bolt, Nuts

B224811

End cap B64				
Cap to be used for protection of exposed ends of the U-bar. Package of 10 pcs. Material: PE.				
B64	40/20/40	10	7321677888450	1149403

B224813

Flange bolt B66				
Tensi-Lock for gas-tight connections. Package of 50 pcs. Material: Steel, electro-galvanized.				
B66 M8x20	17/17/30	70	7321677888467	1149404

P14154

Flange nut B43				
Tensi-Lock for gas-tight connections. Package of 50 pcs. Material: Steel, electro-galvanized.				
B43 M8	17/17/8	40	7321677888474	1149405

B225159

Cage nut set B2490				
Cage nut set including Torx bolt and nut. Package of 10 pcs. Material: Steel, electro-galvanized.				
B2490	10/10/16	10	7321677890040	5002490

Defem CombiRack™ 19"

U-Bar support system

Accessories

B225200



Type	Dimensions A/B/C mm	Weight kg/100 pcs	EAN code	Ref. No.
Mounting profiles B2460 and B2461				
Profile to be used when mounting 19" frames. Fittings included. Material: Steel, electro-galvanized.				
B2460 19"	35/53/1876	250	7321677889969	5002460
B2461 19"	35/53/2060	270	7321677889976	5002461

B225242

Cable duct B2468				
Vertical cable duct for the organizing and routing of cables. Fittings included. Material: Steel, electro-galvanized.				
B2468/95	65/95/1400	115	7321677890019	5002468
B2468/140	65/140/1400	143	7321677890002	5002467

B225164

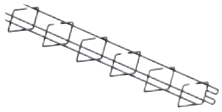

Cable duct B2469				
Horizontal cable duct 19" for the organizing and routing of cables. Fittings included. Material: Steel, electro-galvanized.				
B2469 19"	85/45/495	26	7321677890026	5002469

B225219

Adaptor B2580				
Telescopic adaptor to be used to compensate for the difference between equipment and rack depth. Adjustable 15-220 mm. Material: Steel, electro-galvanized.				
B2580 19"	44/33/176	30	7332227015806	5002580

B225201

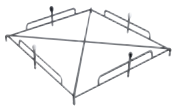

Mounting frame B2590				
Mounting frame that simplifies the mounting of CombiRack frames. Material: Steel, electro-galvanized.				
B2590	563/85/603	200	7321677890187	5002590

Compatible Actassi products

B228297

Telescopic tray 19", 2 U				
Tray with telescopic slides to be mounted to the front uprights of 19" racks. Delivered with the telescopic slides assembled. Heel of 5 mm. One tray per package. Maximum load 5 kg. For increased load, use the below support, maximum load 15 kg. Material: Sheet steel, dark grey RAL 7016.				
Telescopic tray	88/250/484	–	–	NSYBT2U25PG

B228296

Fixed tray 19", 2 U				
Tray for fixed mounting to the front or rear uprights of 19" racks. Heel of 5 mm. One tray per package. Maximum load 20 kg. For increased load, use the below support. Material: Sheet steel, dark grey RAL 7016.				
Fixed tray	88/250/484 88/400/484	–	–	NSYBF2U25PG NSYBF2U40PG

B227118

Support 19"				
Support 19" to be used for the above trays to increase the loading capacity. Fixed to the front or rear uprights of 19" racks. Two supports per package. Length 140 mm. Material: Steel.				
Support for trays	80/55/140	–	–	NSYGF140OPB

Tools

B224769

Spanners B45/10 and B45/13				
Combination spanner, open end/flex head end. Suitable for Defem U-Bars and Mesh trays. Material: Steel, electro-galvanized.				
B45/10	15/15/180	7	7332227222006	1622200
B45/13	18/18/200	8	3606480518553	1622221

Technical information

Defem
Cable support system

Technical description

The right surface treatment 78
Corrosion classes 80
Surface treatments 81
Potential balancing 82
Electro-magnetic compatibility 84
Quality 85

Use and installation

– Defem Mesh tray system 87
– Defem CombiRack system 127

The right surface treatment – crucial for a successful outcome

A cable support installation is considered to be a long-lasting solution and the life expectancy is dependent on the environment in which it is placed. A thorough investigation of the setting in terms of corrosion, pollution, humidity, salt, sanitary regulations etc will help you make the best choice. Our range of mesh trays and accessories covers all types of surface treatments, enabling a reliable, cost-efficient and long-lasting cable support solution.

C1 Electro-galvanized

Indoor environments: Schools, shops, hotels, offices, sports halls etc.

- Very low environmental corrosion.
- Heated areas.
- Arid atmosphere.
- Insignificant quantities of pollutant.
- DIN 50961/ISO 2081.

C2 Pre-galvanized

Partly outdoor environments: Industries, sports halls, warehouses, shops, rural outdoor areas etc.

- Low environmental corrosion.
- Non-heated areas with fluctuating levels of temperature and humidity.
- Few instances of condensation and low levels of airborn pollution.
- SS-EN 10327:2004.

C3 Hot-dip galvanized

Indoor- and outdoor environments: Urban and light industrial areas, breweries, dairies, laundries etc.

- Average environmental corrosion.
- Areas with average levels of humidity and some airborn pollution caused by production processes.
- Atmospheres containing some salt or average levels of airborne pollution.
- EN-ISO1461:2009

C4 Hot-dip galvanized

Indoor- and outdoor environments: Chemical plants, industrial and coastal areas, swimming pools, farms, dockyards etc.

- High environmental corrosion.
- Areas with high levels of humidity and considerable air-born pollution.
- Atmospheres with average salt content or discernible levels of airborne pollution.
- EN-ISO1461:2009.

C5-I Stainless steel AISI 304L

Indoor- and outdoor environments: Chemical and heavy industries, tunnels, swimming pools, dockyards etc.

- Very high (industrial) environmental corrosion.
- Areas with almost permanent condensation, large quantities of airborn pollution, high levels of humidity and aggressive atmospheres.
- SS2333 RF/AISI 304L

C5-M Stainless steel, AISI 316L

Indoor- and outdoor environments: Heavy industries, coastal and offshore areas, purifying plants etc.

- Very high (marine) environmental corrosion.
- Areas with almost permanent condensation and large quantities of airborn pollution. Atmospheres with high salt content.
- SS2348 SF/AISI 316L

Corrosion classes

The life expectancy of a cable support system is dependent on the environment in which it is placed. Therefore, it is important to establish the corrosive properties of an environment to ensure that the right treatment and the right material are chosen.
The table below shows various corrosion classes. As a guide, we have included the surface treatment recommended by Schneider Electric for the different classes.

On the next page, we briefly outline the various surface treatments and materials.
As regards environmental corrosion, a steel design component can usually be assigned to one of the corrosion classes (C1 to C5-M) as shown in table A. Reference values for the average level of corrosion in steel and zinc are given in table B.
The corrosion classes comply with those stipulated in SS-EN ISO 12944-2.

Table A
Corrosion classes as stipulated by SS-EN ISO 12944-2 with atmospheric corrosion levels and examples of the environment in which they are most suitable for use.

Corrosion class	Environmental corrosion	Examples of typical environments in temperate climates (informative)		Schneider Electric designation
		Outdoors	Indoors	
C1	Very low	–	Heated areas with arid atmosphere and insignificant quantities of pollutant, e.g. offices, shops, schools and hotels.	**Electro-galvanized** DIN 50961/ISO 2081
C2	Low	Atmospheres with low levels of airborne pollution. Rural areas.	Non-heated areas with fluctuating levels of temperature and humidity. Few instances of condensation and low levels of airborne pollution, e.g. sports halls and warehouses.	**Pre-galvanized** Z 275 in accordance with SS-EN 10327:2004
C3	Average	Atmospheres containing some salt or average levels of airborne pollution. Urban and light industrial areas. Areas affected by coastal conditions.	Areas with average levels of humidity and some airborne pollution resulting from production processes, e.g. breweries, dairies, laundries.	**Hot-dip galvanized** after manufacture in accordance with EN-ISO 1461:2009
C4	High	Atmospheres with average salt content or discernible levels of airborne pollution. Industrial and coastal areas.	Areas of high humidity and considerable airborne pollution as the result of production processes, e.g. chemical plants, swimming pools and dockyards.	
C5-I	Very high (industrial)	Industrial areas with high levels of humidity and aggressive atmospheres.	Areas with almost permanent condensation and large quantities of airborne pollution.	**Zinkpox®** HDG+powder coating* **Stainless steel** SS2333 AISI 304L
C5-M	Very high (marine)	Coastal and offshore areas with high salt content.	Areas with almost permanent condensation and large quantities of airborne pollution.	**Stainless steel** SS2348 AISI 316L

* Only for Cable Ladders and Cable Trays
** Only for Cable Ladders

Table B
Mass losses for steel and zinc in various corrosion classes

Corrosion class	Mass loss per surface unit and thickness reduction (1 year of exposure)[1]			
	Steel		Zinc	
	Mass loss (g/m^2)	Thickness reduction (µm)	Mass loss (g/m^2)	Thickness reduction (µm)
C1	≤ 10	≤ 1.3	≤ 0.7	≤ 0.1
C2	> 10 to 200	> 1.3 to 25	> 0.7 to 5	> 0.1 to 0.7
C3	> 200 to 400	> 25 to 50	> 5 to 15	> 0.7 to 2.1
C4	> 400 to 650	> 50 to 80	> 15 to 30	> 2.1 to 4.2
C5-I	> 650 to 1500	> 80 to 200	> 30 to 60	> 4.2 to 8.4
C5-M	> 650 to 1500	> 80 to 200	> 30 to 60	> 4.2 to 8.4

[1] Corrosion speed is generally higher when the material is first exposed

Surface treatments

Defem Mesh Trays - Technical and material data

Steel wire

Specification:	C9D acc. to EN 10016-2 AISI 316L acc. to EN 10088-3
Density:	7.7-7.85 kg/m³
Surface treatment:	• Electro-galvanized (>8 µm): EN ISO2081 • Hot-dip galvanised (>70 µm): EN ISO 1461 • Passivated (AISI 316L)

Steel sheet

Specification:	S235 acc. to EN 10025-2 AISI 316L acc. to EN ISO10088-2
Density:	7.7-7.85 kg/m³
Surface treatment:	• Electro-galvanized (>8 µm): EN ISO 2081 • Hot-dip galvanised (55-70µm): EN ISO 1461 • Passivated (Stainless steel)

Resistance to impact	20 J (IEC 61537)
Temperature range	From –20°C to +90°C

Electro-galvanized
Products are manufactured in accordance with DIN 50961/ISO 2081. Such products are intended for use only in warm, dry areas with negligible pollutant levels.

Pre-galvanized
Products are manufactured from Z 275 pre-galvanized sheet steel in accordance with SS-EN 10327:2004. Under normal conditions, surface sections created during cutting and drilling will repair themselves, providing superb anti-corrosion protection.

Hot-dip galvanized
Schneider-electric has one of the most modern hot-dip galvanization plants in the Nordic countries. The hot-dip process is continuous, guaranteeing a high and even quality. The manufactured products are hot-dip galvanized in accordance with EN-ISO 1461:2009 whilst nuts and bolts are hot-dip galvanized in accordance with SS-EN ISO 10684:2004. This form of galvanization affords very good value-for-money anti-corrosion protection in atmospheres with a pH value of between 6 and 13. However, in acidic environments where pH levels fall below 6 and in alkaline environments where the pH value exceeds 13, the protective zinc layer breaks down relatively quickly.

Stainless steel
Products manufactured in accordance with SS 2333/ AISI 304 or SS 2348/AISI 316L are designed for use in highly aggressive environments, either indoors or outdoors, on industrial sites where there are high levels of potent airborne pollution such as in certain chemical industries, cellulose-related industries, refineries or artificial fertilizer factories, high humidity tunnels, etc. Stainless steel products are also ideal for use in environments where special hygiene requirements are in force, such as dairies, abattoirs, other food industries and pharmaceutical factories.

Stainless steel AISI 304L or AISI 316L
The deciding factor in choosing between stainless steel AISI 304L or AISI 316L is the aggressiveness of the environment in which it is to be used, and for this atmospheric chlorine content plays a significant role. Environments with a high chlorine content - coastal areas being a prime example - are aggressive and usually require the use of AISI 316L materials. When assessing the needs of factories, consideration should be given to the materials previously used to suspend equipment such as pipe tubing, and from this determine whether stainless steel AISI 304L or AISI 316L material is required.

Factors to consider when installing Stainless Steel Mesh trays

1. Transport/handling
Make sure that no iron objects come into contact with the stainless steel products.

2. Storing
Never store stainless steel products close to where iron products are machined, for example close to cutting and grinding operations.

3. Welding
Welding during installation should be avoided where possible. If welding must be performed, make sure that only methods suitable for stainless steel are used.

4. Tools
When cutting or grinding, always use cutting wheels and grinding tools which are free from iron. Do not use tools that have been previously used for cutting or grinding products containing iron. When drilling, use an HSS-drill. To maximize the useful life of the drill, employ a cooling fluid during drilling. When installing, conventional assembly tools can be used. However, when using a nut tightener, ensure that the thread is first lubricated to prevent jamming.
Never mix untreated or galvanized products with stainless steel.

5. Measures
If a blue annealing appears when cutting, grinding or drilling, remove it with pickling paste, making sure that the paste is then carefully washed away with water. If selective corrosion appears it can be removed by:

a) Washing away with water (high-pressure if possible).

b) Polishing with a cleaning cloth or a fine emery paper (wet or dry) and washing with water.

c) Grinding with a fine-grained wheel and washing with water.

d) Pickling with pickling paste, making sure that the pickling paste is then carefully washed away with water.

6. When using pickling paste or similar products, always study the safety code for the product prior to use.

Potential balancing

Electrical continuity and earthing
The standard EN 61537 establishes that for trays with electrical continuity characteristics (metal), this continuity should be guaranteed by means of an equipotential connection and one or several connections to earth in accordance with the use of the tray system.

The impedance must not exceed:
- 50 mΩ through the joint.
- 5 mΩ x metre of tray.(*)

(*) Currently this valour is studied through document IEC/SC23A/WG12, CLC/TC213/WG-5 – 765. It will be changed to 50 mΩ x metre.

The metre length and joining systems for the different sections that Schneider Electric has, as well as the joints of the different accessories supplied, comply with the electrical continuity test established in the aforementioned standard, guaranteeing the impedance established. To guarantee these impedance values tightening torque values of no less than 5 Nm are recommended, always using the joins recommended for each tray type, and taking sizes into account.

To guarantee a safe installation, Schneider Electric recommends a proper earthing of all the elements that make up the system (sections and accessories), using the accessories designed specifically for this purpose.

SCHNEIDER ELECTRIC RECOMMENDS NOT TO USE THE TRAYS AS EARTH OR NEUTRAL CONDUCTORS. SCHNEIDER ELECTRIC IS NOT RESPONSIBLE OF ANY DAMAGE IF YOU USE ACCESSORIES FROM OTHER MANUFACTURERS.

Electro-galvanized and Hot-dip galvanized
The applications below are approved only in combination with copper cable.

Width 53, 75x4, 75x5, 120

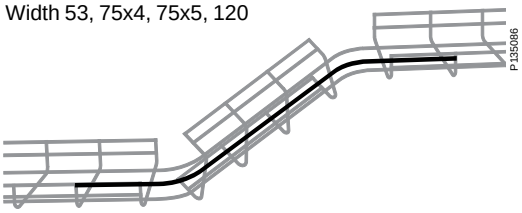

Width 53, 75x4

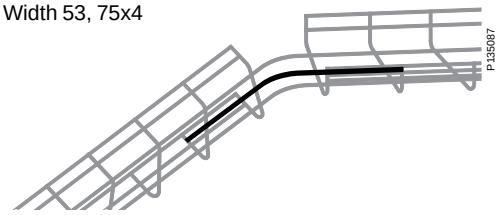

Stainless AISI 316L
Mesh Trays in the dimensions 53, 75x4, 75x5 and 120 shall always be equipped with copper cable.

The applications below are approved only in combination with copper cable.

Width 220

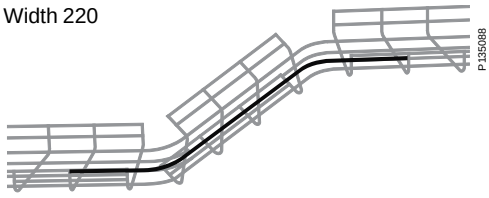

Width 220

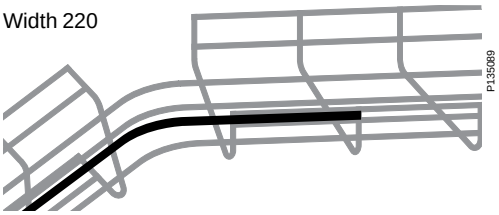

Width 220, 320

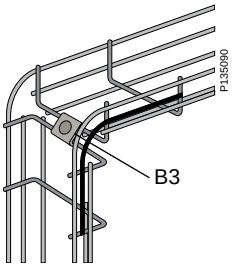

Width 220, 320, 422, 522, 622

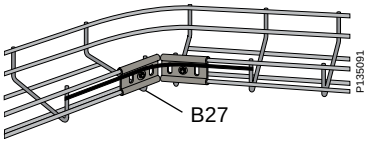

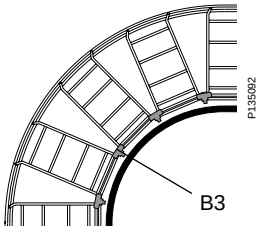

Potential balancing

To meet the demands for conductivity in these cases, a copper cable dimensioned according to local regulations has to be installed as shown in the adjoining drawing. End terminals at the cable are recommended in environments where there is a risk of corrosion.

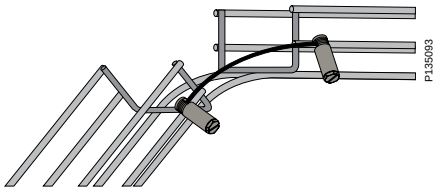

Article/Material	Art. no.
Marking clip B44, Equipotential bonding Flame resistant plastics	11 494 29

Article/Material	Art. no.	Max cable area mm²
Earth Connection Clamp B18 Brass/ Nickel anodized	11 491 80	25

Measured values on real installations

Resistance/Conductivity in mΩ/5 m (including Joining fitting).

Mesh tray	Electro-galvanized mΩ/5 m	Hot-dip galvanized mΩ/5 m	Stainless Steel mΩ/5 m
622/110	1.28	1.89	9.41
622/60	1.50	2.23	10.81
522/110	1.50	2.23	10.81
522/60	2.27	2.51	12.01
422/110	2.27	2.51	12.01
422/60	2.90	3.35	16.67
320/110	2.90	3.35	16.67
320/60	4.20	4.46	22.17
220/110	4.20	4.46	22.17
220/60	5.60	5.52	26.20
120/110	5.60	5.52	26.20
120/60	7.10	6.58	34.79
75x5/55	6.70	9.98	50.98
75x4/55	6.85	10.12	51.10
53/45	7.13	11.05	51.88

Electro-magnetic compatibility EMC

Electromagnetic Compatibility

Schneider Electric has performed measurements at EMC Services in Gothenburg regarding EMC requirements, report RE-10273-17181.
The results show that the shielding performance of both incoming and emitted fields is good concerning Defem mesh trays.

When correctly installed Defem mesh tray products work as a protective earth structure.
This means that Schneider Electric products can be used to achieve good engineering practice in accordance with the EMC directive 2004/108/EG.

Recommended installation examples

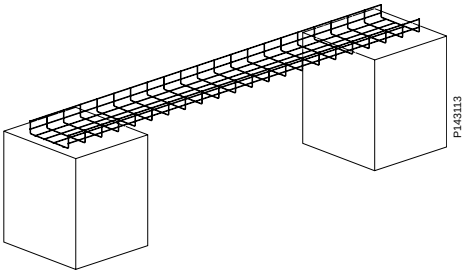

Metal against metal connection
- the ultimate installation

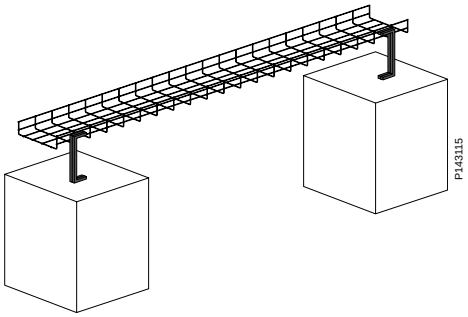

Short double connection
- realistic installation

Not recommended installation examples

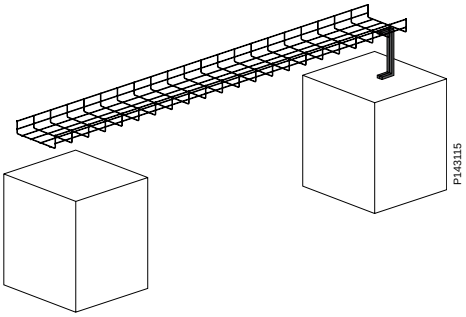

Single connection
- poor installation

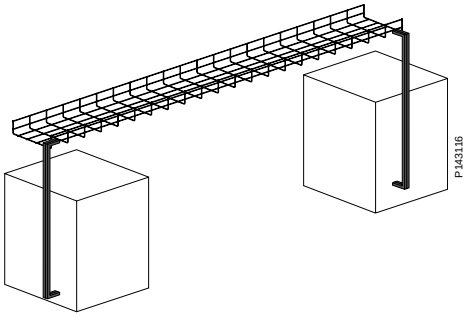

Long double connection
- in best case EMC neutral

Quality

The Defem mesh trays meet the toughest product standards:
IEC 61537
UNE EN 50102
UNE EN ISO 9227
DIN 4102-12 for fire resistance E90

List of reports on test carried out by the Swedish Testing and Research Institute (SP)

Mesh trays	
SP 94 H	14050
SP 91 M	10856
SP 97 H	50333 a
SP 97 H	50333 b
P 007525	
SP 9920616	Compl.
Surface treatment	
SP 94 M	51439 and -A
Brackets	
SP 91 M	10579
SP 91 M	10530
Vibration	
SP 94 F	20903

Other tests	Test made by
Measurements of resistance value from different combinations of Defem Mesh tray and Defem U-bar. Report no. LNKM 036 99.	Telia, Sweden
Tests with Category 5 and 6 cables, in room temperature and in a climatic room with different loads, up to 43 layers, about 250 mm. Report no. Danak-19J0698/Delta K311126.	Delta Institute, Denmark
Tests with fibre patch cord with 2 mm thickness. In room temperature with different loads corresponding to layers of patch cord up to 300 mm.	Schenker/Telia Sonera, Sweden
Test Concerning equipotential bonding (DIN VDE 0100).	TÜV, Germany
Test Concerning fire resistance DIN 4102-12, E30-E60-E90.	ERWITTE, Germany
Test Concerning fire resistance according to EN 1363-1.	Pavus, Czech Rep.
Defem Mesh tray as conductor of equipotential bonding according to IEC 61537,11:1.	SP, Sweden
Defem Mesh tray is approved for use in USA and Canada according to Underwriters Laboratories - UL, E-212854.	UL, USA
Defem Mesh tray is approved by Det Norske Veritas (DNV) for offshore and ship-yard use, E11568.	DNV, Norway

Management system - Quality and Environment
Schneider Electric has a third-party certified management system for quality and environment in accordance with ISO 9001:2008 and ISO 14001:2004.

CE-marking of products
The CE-marking of products is placed on the product or on the packing according to “Declaration of Conformity” (DOC), applicable to Schneider Electric Cable Support System.

EMC directive 89/336 EEC
The Cable Support System is neutral according to the EMC directive 89/336 EEC.

Low voltage directive 73/23 EEC
According to the low voltage directive we refer to:
SFS 1993:1068 Regulations concerning electrical material.
SFS 1993:1068 General obligations regarding electrical material.
Schneider Electric fulfills the demands according to the harmonized standard SS-EN 6153 Edition 1:2002.

Defem
Mesh trays & accessories

Use and installation

Choice guide

Defem Mesh tray system.....88

Loading capacity

Mesh trays H=45, 55, 60 mm 90
Mesh trays H=110 mm.....91

Use and installation

Accessories holder B5/B5 mini..... 112
Angled fitting B27 98
AS-I clips B14..... 117
Beam clamp B49.....110
Bend plate B31.....116
Bolt and nut B13 98
Bracket B4/B4 mini 99
Bracket B9 100
C-Mesh tray..... 92
Cable clips B16..... 117
Cable roller B25.....118
Cantilever arm 50..... 103
Cantilever arm 50i.....101
Cantilever arm 81..... 102
Ceiling clamp B48 110
Ceiling fitting B23.....106
Ceiling fitting Flexible B47.....109
Ceiling fitting Universal B46 109
Clip B8..... 113
Combi fitting B21.....114
Combi fitting B21 90° 114
CombiRack 127
Conveyor bracket B17 115
Cover B68 116
Distance nut B42 111
Earth connection clamp B18 115
Extension B19 106
Fitting B1 96
Fitting B2.....96
Fitting B3..... 97
Fixing plate B15 117
Flange nut B43 111
G-Mesh tray..... 92
Identification tag B40 118
Installation ties.....119
Joining fitting B24 107
Joining set B52 99
Marking clip B44.....118
Mini mesh B30-D, -I, -U.....94
Mounting coupler B20 95
Mounting spacer B22..... 95
Pendant B12 105
Pendant B12L 105
Plate cover B7 113
Plate holder B38..... 113
Radius limiter B34 116
Radius limiter B67 116
Screw set 25S.....104
Separating plate B26.....114
Separating plate B36..... 113
Side radius limiter B11.....116
Side support B10 107
Support B33..... 115
Support hook B35.....108
Support hook B39 111
Tele-channel B6 114
Threaded rod B41.....111
Thread lock B50 111
Wall support.....104
Z-Mesh tray 93

Mounting instructions

Mesh trays & accessories 120
CombiRack & accessories..... 128

Defem Mesh trays

Electro-galvanized, Hot-dip galvanized

Mesh tray 53/45 Electro-galv. 1149113
Mesh tray 75x4/55 Electro-galv. 1149100
Mesh tray 75x5/55 Electro-galv. 1149110
Mesh tray 120/60 Electro-galv. 1149101
Mesh tray 220/60 Electro-galv. 1149102
Mesh tray 320/60 Electro-galv. 1149103
Mesh tray 422/60 Electro-galv. 1149114
Mesh tray 522/60 Electro-galv. 1149115
Mesh tray 622/60 Electro-galv. 1149116

Vertical piece 2Fi-300 Pre-galv. 792723
Vertical piece 2Fi-500 Pre-galv. 792724
Vertical piece 2Fi-750 Pre-galv. 792725
Vertical piece 2Fi-1000 Pre-galv. 792726

Cantilever arm 50i-200 Pre-galv. 1120754
Cantilever arm 50i-300 Pre-galv. 1120756
Cantilever arm 50i-400 Pre-galv. 1120758

T-bolt 26F M8x30 Electro-galv. 734983

Pendant B12L/250 Electro-galv. 1149136
Pendant B12L/500 Electro-galv. 1149146

Pendant B12L/250 Hot-dip galv. 1149236
Pendant B12L/500 Hot-dip galv. 1149246

Support hook B35/120-220 Electro-galv. 1149119
Support hook B35/120-220 Hot-dip galv. 1149219

Support hook B35/320-422 Electro-galv. 1149120
Support hook B35/320-422 Hot-dip galv. 1149220

Bolt and nut B13-250 Electro-galv. 1149185
Bolt and nut B13-250 Hot-dip galv. 1149285

Pendant B12/250 Electro-galv. 1149148
Pendant B12/500 Electro-galv. 1149150

Pendant B12/250 Hot-dip galv. 1149248
Pendant B12/500 Hot-dip galv. 1149250

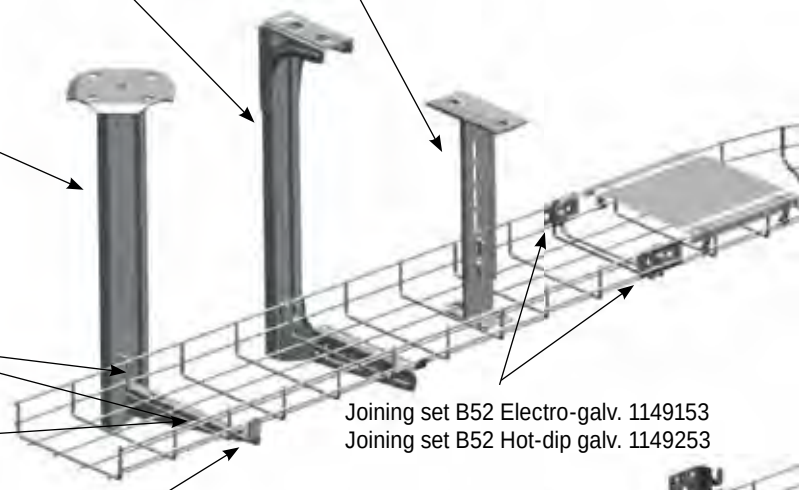

Bolt and nut B13-50 Electro-galv. 1149184
Bolt and nut B13-50 Hot-dip galv. 1149284

Fitting B2 Electro-galv. 1149155
Fitting B2 Hot-dip galv. 1149255

Joining set B52 Electro-galv. 1149153
Joining set B52 Hot-dip galv. 1149253

Bracket B9/75-120 Electro-galv. 1149121
Bracket B9/220 Electro-galv. 1149122
Bracket B9/320 Electro-galv. 1149123
Bracket B9/422 Electro-galv. 1149124
Bracket B9/522 Electro-galv. 1149195
Bracket B9/622 Electro-galv. 1149196

Bracket B9/75-120 Hot-dip galv. 1149221
Bracket B9/220 Hot-dip galv. 1149222
Bracket B9/320 Hot-dip galv. 1149223
Bracket B9/422 Hot-dip galv. 1149224
Bracket B9-522 Hot-dip galv. 1149295
Bracket B9-622 Hot-dip galv. 1149296



Angled fitting B27 Electro-galv. 1149169
Angled fitting B27 Hot-dip galv. 1149269

Fitting B2 Electro-galv. 1149155
Fitting B2 Hot-dip galv. 1149255

Bracket B4 Electro-galv. 1149157
Bracket B4 Hot-dip galv. 1149257

Bracket B4 mini Electro-galv. 1149198
Bracket B4 mini Hot-dip galv. 1149298

Mesh tray 53/45 Hot-dip galv. 1149213
Mesh tray 75x4/55 Hot-dip galv. 1149200
Mesh tray 75x5/55 Hot-dip galv. 1149210
Mesh tray 120/60 Hot-dip galv. 1149201
Mesh tray 220/60 Hot-dip galv. 1149202
Mesh tray 320/60 Hot-dip galv. 1149203
Mesh tray 422/60 Hot-dip galv. 1149214
Mesh tray 522/60 Hot-dip galv. 1149215
Mesh tray 622/60 Hot-dip galv. 1149216

Mesh tray 120/110 Electro-galv. 1149104
Mesh tray 220/110 Electro-galv. 1149105
Mesh tray 320/110 Electro-galv. 1149106
Mesh tray 422/110 Electro-galv. 1149107
Mesh tray 522/110 Electro-galv. 1149108
Mesh tray 622/110 Electro-galv. 1149109

Mesh tray 120/110 Hot-dip galv. 1149204
Mesh tray 220/110 Hot-dip galv. 1149205
Mesh tray 320/110 Hot-dip galv. 1149206
Mesh tray 422/110 Hot-dip galv. 1149207
Mesh tray 522x110 Hot-dip galv. 1149208
Mesh tray 622x110 Hot-dip galv. 1149209

Joining set B52 Electro-galv. 1149153
Joining set B52 Hot-dip galv. 1149253

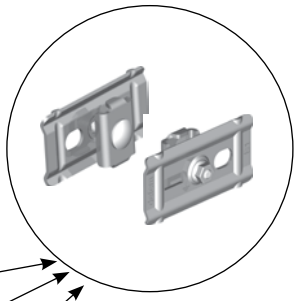

Fitting B1 Electro-galv. 1149154
Fitting B1 Hot-dip galv. 1149254

Fitting B2 Electro-galv. 1149155
Fitting B2 Hot-dip galv. 1149255

Bolt and nut B13-250 Electro-galv. 1149185
Bolt and nut B13-250 Hot-dip galv. 1149285

Fitting B3 Electro-galv. 1149156
Fitting B3 Hot-dip galv. 1149256

Separating plate B36 Pre-galv. 1149276
Plate holder B38 Electro-galv. 1149289

Bendplate B31/120 Al 1149226
Bendplate B31/220 Al 1149227
Bendplate B31/320 Al 1149228
Bendplate B31/422 Al 1149229

Plate cover B7/75 L=1,25 m Pre-galv. 1149270
Plate cover B7/120 L=1,25 m Pre-galv. 1149271
Plate cover B7/220 L=1,25 m Pre-galv. 1149272
Plate cover B7/320 L=1,25 m Pre-galv. 1149273
Plate cover B7/422 L=1,25 m Pre-galv. 1149273

Clip B8 Stainl. steel 1149379

Separating plate B26 Pre-galv. 1149278
Separating plate B26 Pre-galv. 1149378

Accessories holder B5 Electro-galv. 1149158
Accessories holder B5 Hot-dip galv. 1149258

Tele-channel B6/50 Pre-galv. 1149247

Technical information
Loading capacity



Safe working-load

The safe working-load is calculated according to the standard IEC 61537. See diagrams below.

- The load is uniformly distributed along the mesh trays
- Free location of joints between supports
- The safety working-load value is given when: – the longitudinal deflection is ≤1% of the span between brackets – the transversal deflection is ≤5% of the width of the mesh tray.

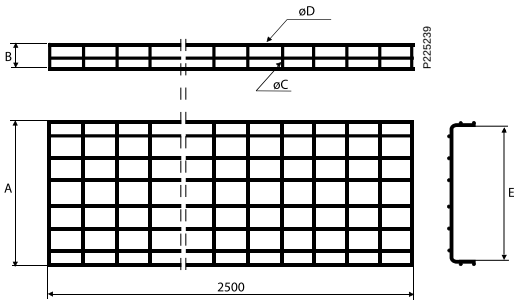

Type	A mm	B mm	C mm	D mm	E mm
Mesh tray 53/45	53	45	4	4	37
Mesh tray 75/55	75	55	4	4	59
Mesh tray 75/55	75	55	5	5	55
Mesh tray 120/60	120	60	5	5	100
Mesh tray 220/60	220	60	5	5	200
Mesh tray 320/60	320	60	5	5	300
Mesh tray 422/60	422	60	5	6	400
Mesh tray 522/60	522	60	5	6	500
Mesh tray 622/60	622	60	5	6	600

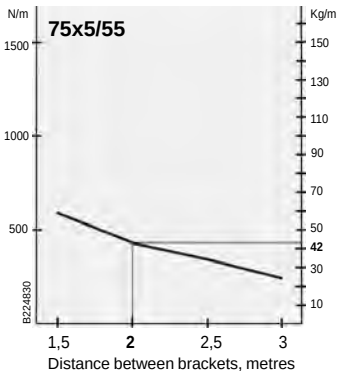

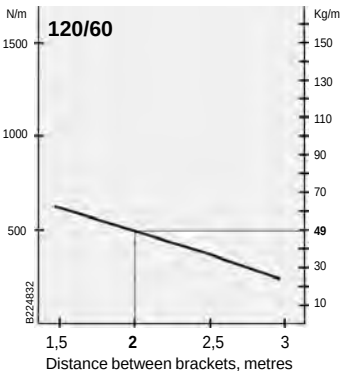

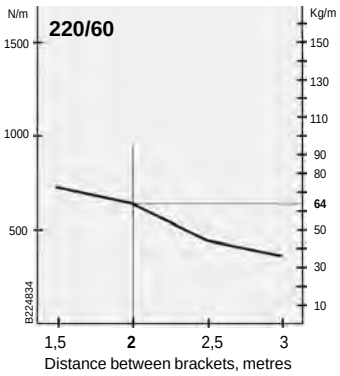

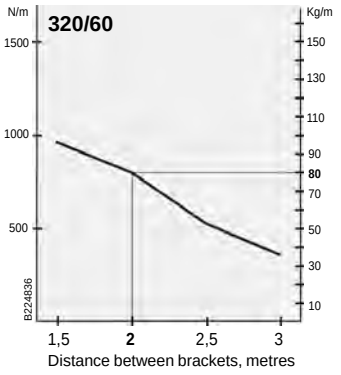

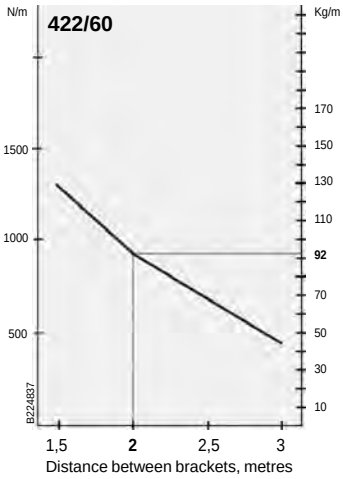

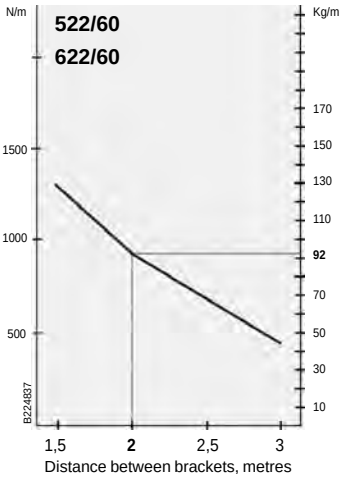

Technical information
Loading capacity

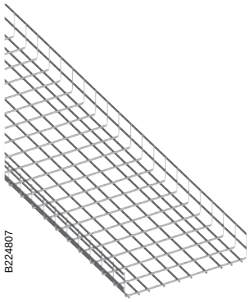

Safe working-load

The safe working-load is calculated according to the standard IEC 61537. See diagrams below.

- The load is uniformly distributed along the mesh trays
- Free location of joints between supports
- The safety working-load value is given when: – the longitudinal deflection is ≤1% of the span between brackets – the transversal deflection is ≤5% of the width of the mesh tray.

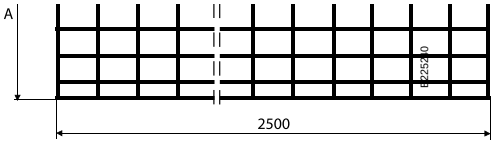

Type	A mm	B mm	C mm	D mm	E mm
Mesh tray 120/110	120	110	5	5	100
Mesh tray 220/110	220	110	5	5	200
Mesh tray 320/110	320	110	5	5	300
Mesh tray 422/110	422	110	5	6	400
Mesh tray 522/110	522	110	5	6	500
Mesh tray 622/110	622	110	5	6	600

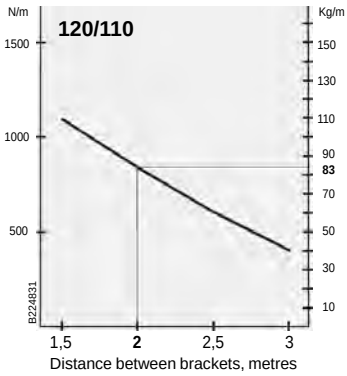

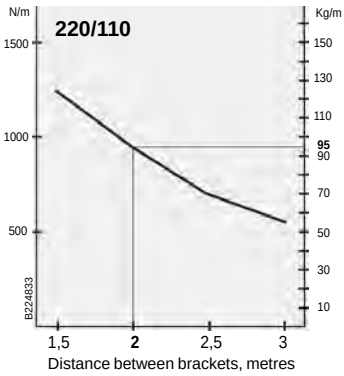

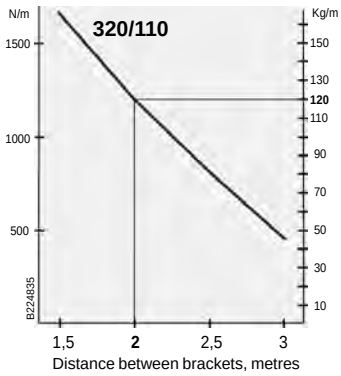

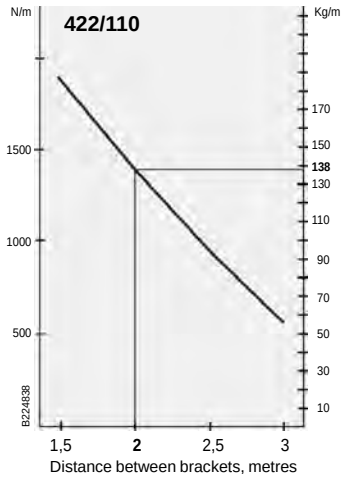

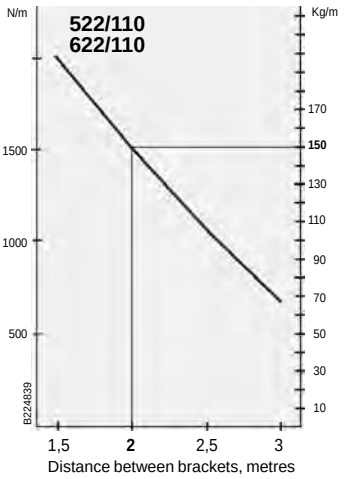

Technical information
Use and installation

C-Mesh tray

For use where mounting with long support distances (up to 4 metres) are needed.

C-Mesh tray 75x75



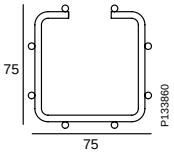

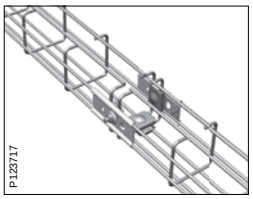

Joining of two C-Mesh trays 75x75.

C-Mesh tray 120x100



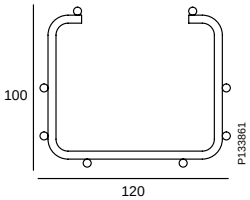

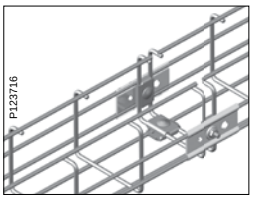

Joining of two C-Mesh trays 120x100.

C-Mesh tray 220x80



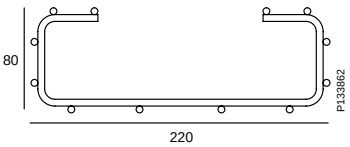

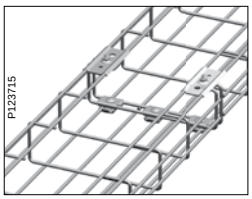

Joining of two C-Mesh trays 220x80.

G-Mesh tray

For installation in ceilings, onto walls, under desks and mounting on cable ladders.

G-Mesh tray 75x95



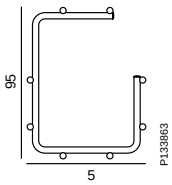

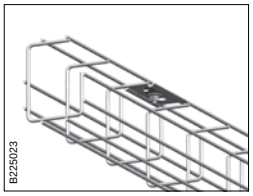

For mounting in ceilings, under desks etc. Fitting B1 is used.



G-Mesh tray mounted on cable ladder, Combi fitting B21 90° is used.

G-Mesh tray 120x150

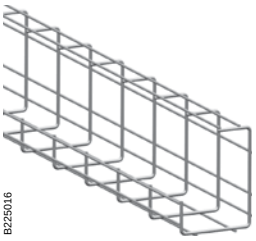

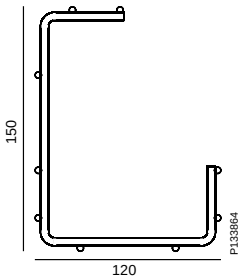

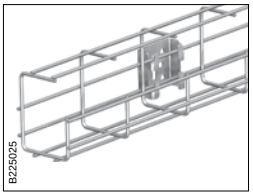

Bracket B4 can also be used for mounting onto floor, wall or ceiling.

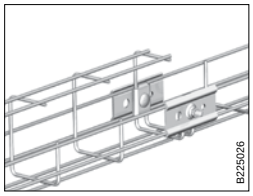

Fittings B1 and B2 are used for joining the mesh trays.
Example of jointing G-mesh tray with standard mesh tray

Technical information
Use and installation

Z-Mesh tray

For environments where regular and thorough cleaning is required.

Z-Mesh tray 75x75

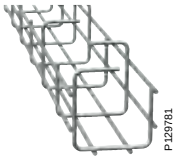

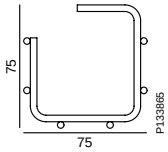

Z-Mesh tray 120x80

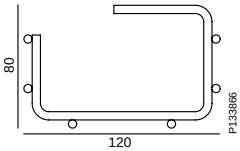

Z-Mesh tray 120x130



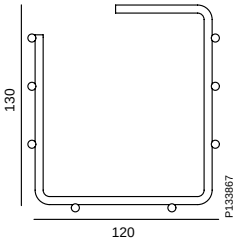

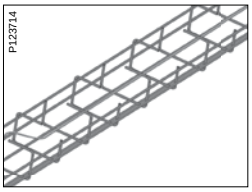

The cable is routed in a zigzag pattern inside the Z-Mesh tray.

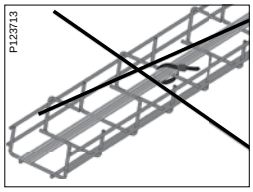

No cable ties are needed, not even in vertically mounted trays.

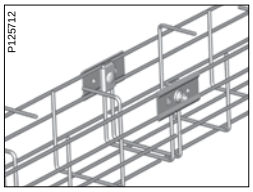

Fittings B1 and B2 are used for joining of Z-Mesh trays.

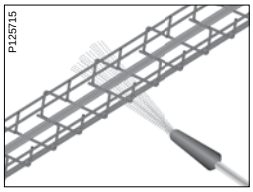

The non-bundled cables will stay in place during cleaning.

Technical information
Use and installation

Mini Mesh B30-D



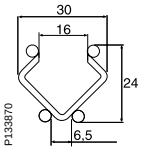

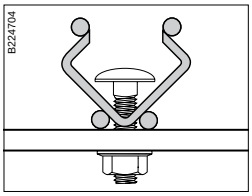

Can be mounted with Bolt and Nut B13.

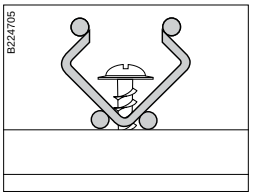

Can be mounted with suitable screw for wood, concrete etc.



Two Mini Mesh B30-D joined with Mounting coupler B20.



B30-D mounted onto Mounting spacer B22.

Mini Mesh B30-U

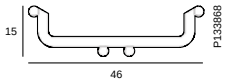

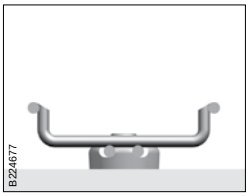

B30-U mounted onto Mounting spacer B22.

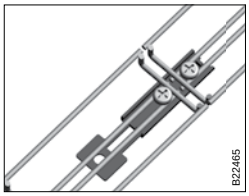

Two Mini Mesh B30-U joined with Mounting coupler B20.

Mini Mesh B30-I



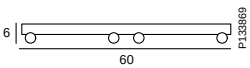



B30-I mounted onto Mounting spacer B22.

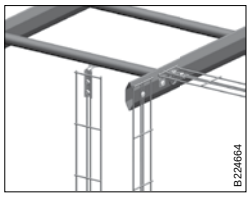

B30-I mounted onto cable ladder.

Technical information
Use and installation

Mounting coupler B20

Used for joining and mounting of Mini Mesh Mesh trays.

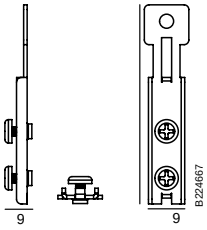

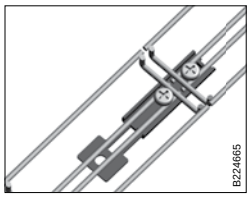

Used for joining of Mini Mesh Trays.



Can be used for mounting of Mini Mesh trays to ceiling, floor and onto wall.

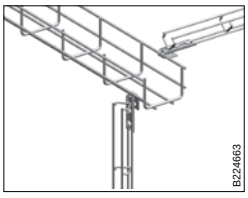

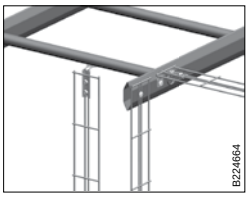

The mounting coupler can be used for vertical and horizontal mounting of Mini Mesh trays onto mesh trays and cable ladders.

Mounting spacer B22

Plastic Spacer that fits all Mini Mesh dimensions.
Easy to mount, just snap the spacer onto the bottom wires.

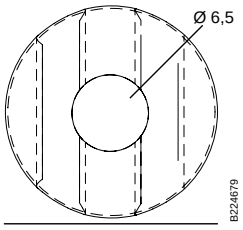



Front view of Mounting Spacer B22 attached to Mini Mesh.

Side view of Mounting Spacer. B22 attached to Mini Mesh-D.



Side view of Mounting Spacer. B22 attached to Mini Mesh-U.



Side view of Mounting Spacer. B22 attached to Mini Mesh-I.

Technical information
Use and installation

Recommended couplers

For joining Mesh trays

Mesh tray size	Side joining	Central joining
53 - 220	2xB1 + 2xB2 + 2xB13 or 2xB52	Not required
320	2xB1 + 2xB2 + 2xB13 or 2xB52	2xB2 + 1xB13
422	2xB1 + 2xB2 + 2xB13 or 2xB52	4xB2 + 2xB13
522 - 622	2xB1 + 2xB2 + 2xB13 or 2xB52	6xB2 + 3xB13

Fitting B1

Delivered without bolt and nut.

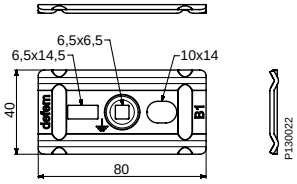

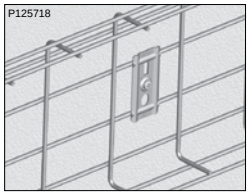

Fitting B1 can be used as a wall bracket.

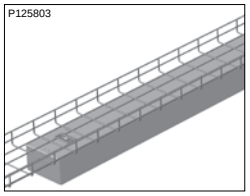

Fitting B1 can be mounted over the centre wires as carrier of lighting fittings.

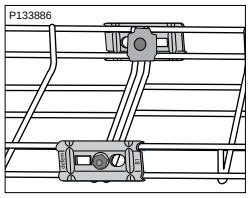

Mesh tray 53 to 220 is joined with:
2 pcs of Fitting B1
2 pcs of Fitting B2
2 pcs of Bolt and Nut B13

Fitting B2

Delivered without bolt and nut.

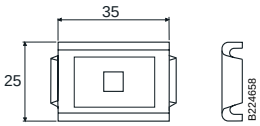

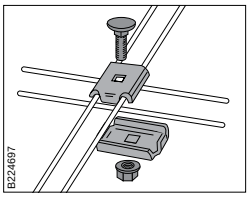

For joining in bottom of tray:
2 pcs of Fitting B2
1 pc of Bolt and Nut B13.

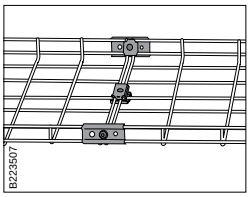

Mesh tray 320 is joined with
2 pcs of Fitting B1
4 pcs of Fitting B2
3 pcs of Bolt and Nut B13.

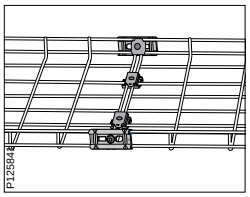

Mesh tray 422 is joined with
2 pcs of Fitting B1
6 pcs of Fitting B2
4 pcs of Bolt and Nut B13

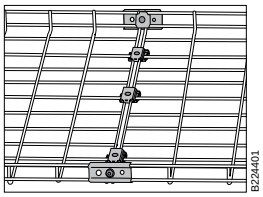

Mesh tray 522 and 622 is joined with
2 pcs of Fitting B1
8 pcs of Fitting B2
5 pcs of Bolt and Nut B13.

90° angling with Fitting B1 och B2

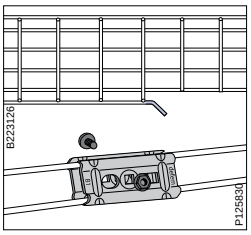

To obtain a softer inner angle, 2 Fittings B1 can be mounted with Bolt and Nut B13.

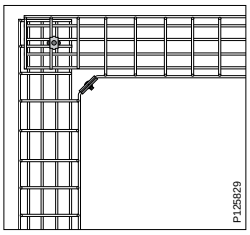

Mesh tray 53 to 220 are joined with:
2 pcs of Fitting B1
2 pcs of Fitting B2
2 pcs of Bolt and Nut B13

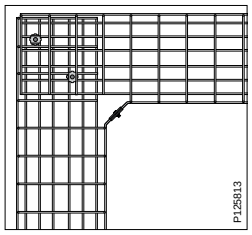

Mesh tray 320 and 422 are joined with:
2 pcs of Fitting B1
4 pcs of Fitting B2
3 pcs of Bolt and Nut B13

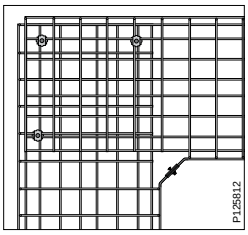

Mesh tray 522 and 622 are joined with:
2 pcs of Fitting B1
6 pcs of Fitting B2
4 pcs of Bolt and Nut B13

Fitting B3

Delivered with bolt and nut.



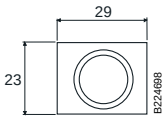

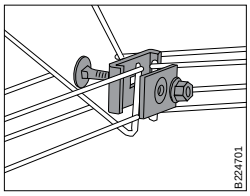

Horizontal bends are joined with Fitting B3.

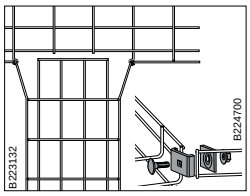

Four way and tees are joined with Fitting B3.

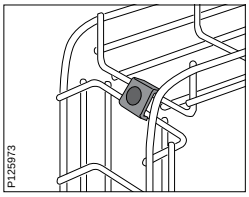

Vertical bends are joined with one or more Fitting B3, depending on mesh tray width.

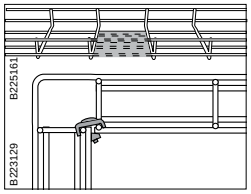

Mesh tray 53 is shaped to straight 90º angle by cutting out marked wires and joined with Fitting B3.

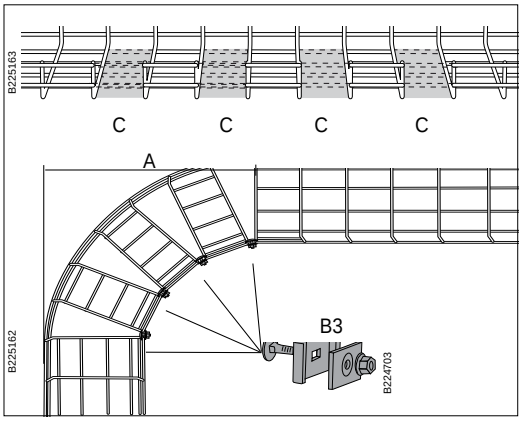

Mesh tray 120-622 is shaped to straight 90 º angle by cutting out every other marked mesh tray section and joined with Fitting B3 according to table below.

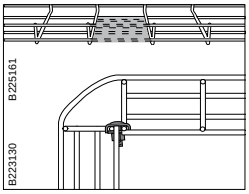

Mesh tray 53 is shaped to straight 90º angle by cutting out marked wires and joined with Fitting B3.

Mesh tray	A mm	C No. of cut-out sections	Fitting B3 No.
120	300	2	2
220	550	4	4
320	820	6	6
422	1080	8	8
522	1320	10	10
622	1590	12	12

Technical information
Use and installation

Angled fitting B27

For tees and mountings to wall, ceiling and floor etc.



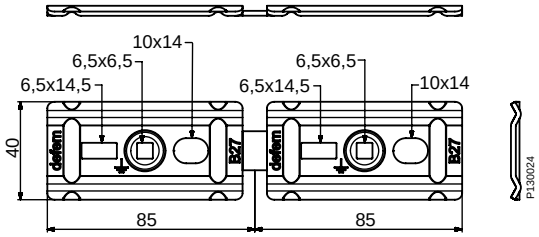

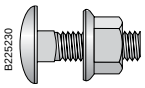

Bolt and nut B13

M6x25. Tensi-Lock and Flange Nut M6.

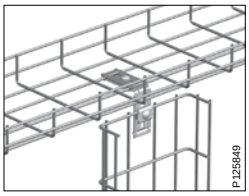

For vertical branching under mesh trays, all widths:
1 pce of Angled fitting B27
1 pce of Fitting B1
1 pce of Fitting B2
2 pcs of Bolt and Nut B13

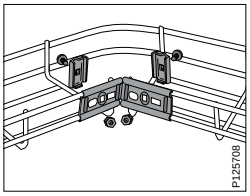

To join the bend:
1 pce of Angled fitting B27
2 pcs of Fitting B2
2 pcs of Bolt and Nut B13.

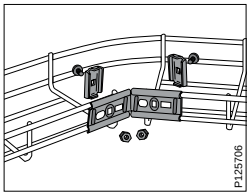

The bend can be adjusted by shaping the Angled fitting B27 to the required angle.

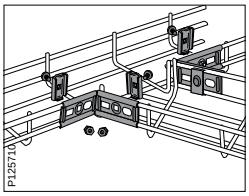

Tee with required angle is created with:
2 pcs of Angled fitting B27
4 pcs of Fitting B2
4 pcs of Bolt and Nut B13.

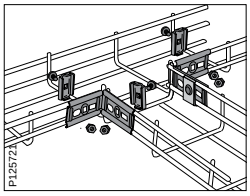

90° tee is created with:
2 pcs of Angled fitting B27
4 pcs of Fitting B2
4 pcs of Bolt and Nut B13.

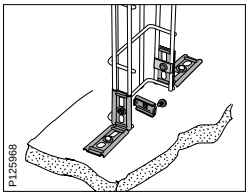

Mounting to floor/ceiling is created with:
2 pcs of Angled fitting B27
2 pcs of Fitting B2
2 pcs of Bolt and Nut B13.

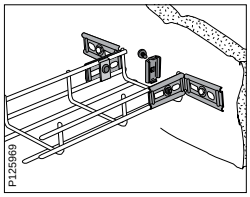

Mounting to wall is created with:
2 pcs of Angled fitting B27
2 pcs of Fitting B2
2 pcs of Bolt and Nut B13.

Technical information
Use and installation

Joining set B52

Pre-assembled joining fitting (Fittings B1, B2, Bolt and Nut B13).
Used for joining of the side sections.

Note! For joining of 320 mm trays and wider, extra Fittings B2 need to be mounted with Bolt and Nut B13 in the bottom of the trays.

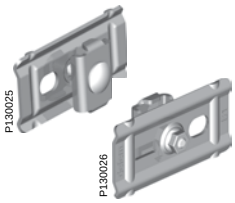

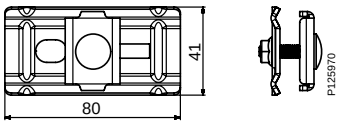

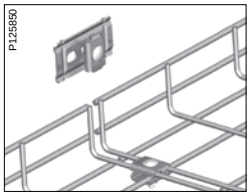

Mount Joining set B52 on the side section.

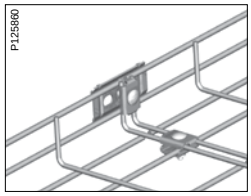

Tighten the bolt and the joining is finished.

Bracket B4/B4 mini

For mounting of Mesh trays 53-622 onto wall and floor.

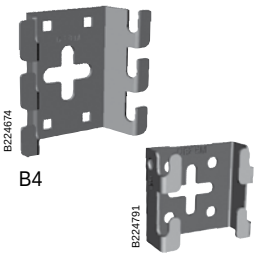

B4 mini

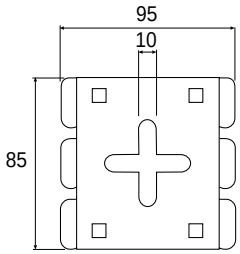

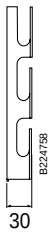

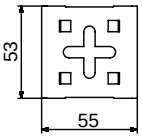

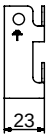

B4

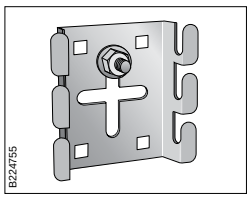

Mounted to wall/ceiling/ floor with Expansion bolt in middle hole or screws in corner holes.

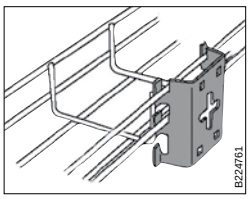

The side wires of the tray are easily hooked onto the grips of the bracket.

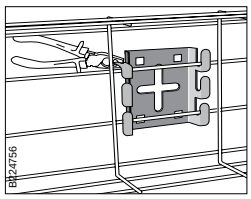

For increased stability, the B4 grips can be closed around the wires.

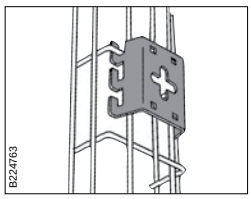

The mesh tray can also be mounted vertically.

B4 Mini

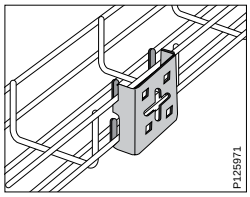

For horizontal mounting with bottom or side of tray onto the bracket grips.

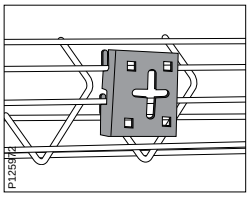

The mesh tray can also be mounted with 45º angle.

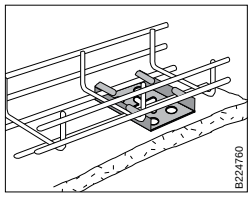

The Mesh tray can also be mounted to floor.

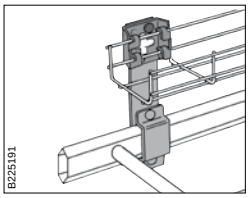

Mesh trays are mounted onto Combi Fitting B21 with Bracket B4 or B4 Mini.

Technical information
Use and installation

Bracket B9

For mounting of Mesh Trays onto walls and pendants.

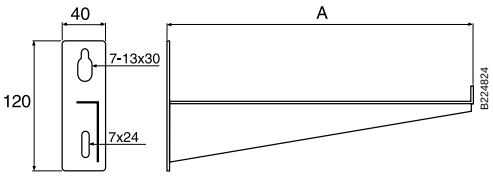

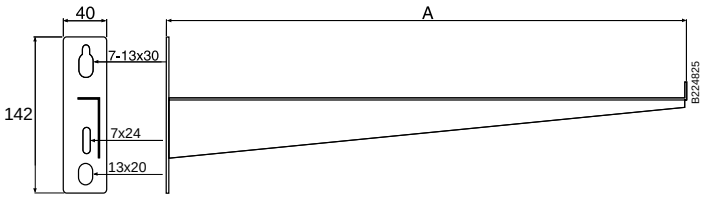

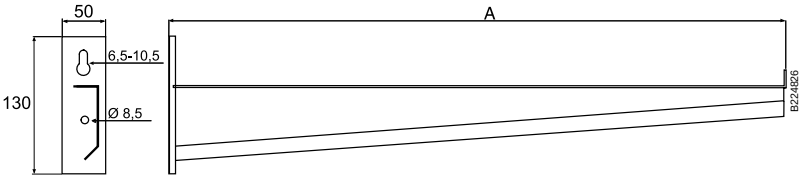

	A mm
Bracket B9/75-120	180
Bracket B9/220	280
Bracket B9/320	380
Bracket B9/422	480
Bracket B9/522	580
Bracket B9/622	680

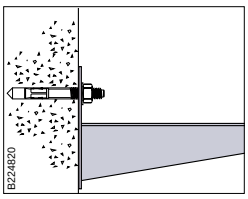

Mounting to wall with Expansion bolt M8 or M10.

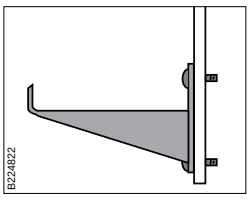

Mounting to Pendant B12 L with 2 Bolt and Nut B13.

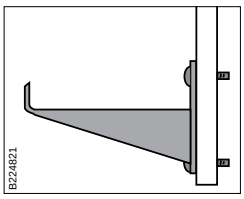

Mounting to Pendant B12 with 2 Bolt and Nut B13.

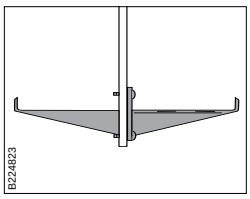

Double side mounting of Brackets onto B12 with 2 Bolt and Nut B13.

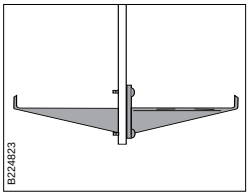

Double side mounting of Brackets onto Extension B19 with 2 Bolt and Nut B13.

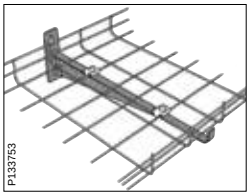

Mesh tray mounted on Bracket B9 with 2 pcs of Fitting B2 and 2 pcs of Nut B13.

Technical information

Cantilever arm 50i

Cantilever arm to be used for lighter mountings on walls, vertical pieces or pendant/ fixing rails.

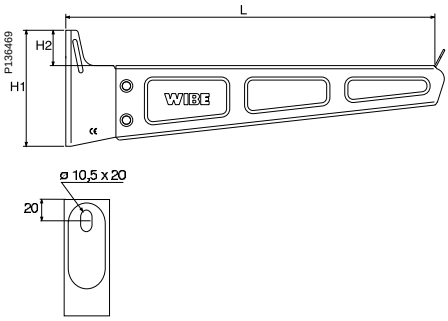

	Size		
Cantilever arm type	L mm	H1 mm	H2 mm
50i-200	250	85	28.5
50i-300	350	110	33.5
50i-400	450	115	31.0

Widths = 200

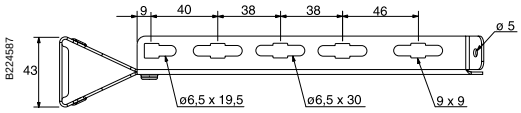

Widths = 300

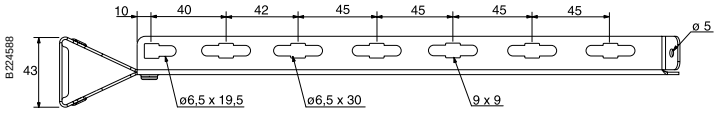

Widths = 400

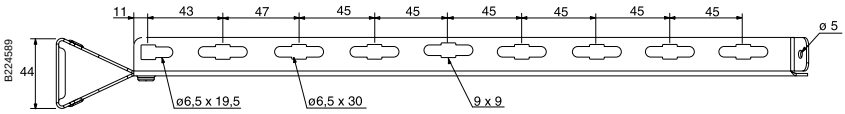

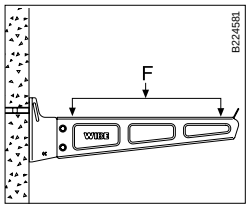

Installation of cantilever arm mounted to wall using Expansion bolt M8. Breaking load - See table below.

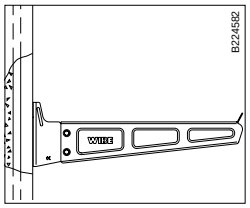

Installation of cantilever arm using T-bolt M8 on Fixing rail 24/26 x 53 for casting-in or Pendant/ Fixing rail wall mounted.

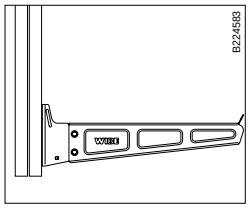

Installation of cantilever arm using T-bolt M8 on vertical piece. Check breaking load of the vertical piece.

Breaking load F - Mounted on wall		
Type of cantilever arm	kN	kg
50i-200	2.15	215
50i-300	2.20	220
50i-400	2.35	235

Technical information

Cantilever arm 81

Cantilever arm to be used for lighter mountings on walls, vertical pieces or pendant/fixing rails. for widths 500-600 mm.

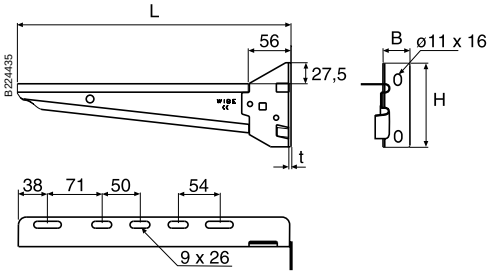

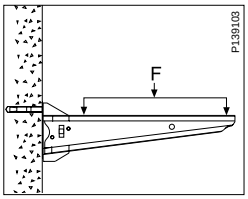

Installation of a cantilever arm to a wall using an Expansion bolt. Breaking load - see below.

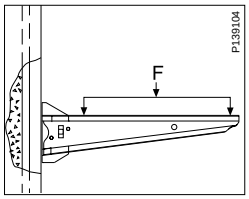

Installation of a cantilever arm using a T-bolt on a Fixing rail 24/26 x 53 for casting-in or pendant/ fixing rails mounted on the wall.

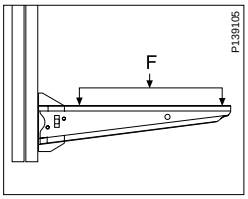

Installation of cantilever arm using T-bolt with vertical pieces. Breaking load - see below. Also check breaking load of the vertical piece.

Size and Breaking load F

	Size				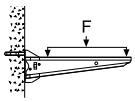		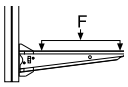	
Type	L mm	B mm	H mm	t mm	Mounted on wall kN	kg	Mounted on P/F rail 24/48 with T-bolt 26 kN	kg
Cantilever arm 81/500	568	40	150	3.0	1.9	190	1.9	190
Cantilever arm 81/600	658	40	150	3.0	1.9	190	1.9	190

Technical information

Cantilever arm 50

Cantilever arm for heavier mounting on walls, pendant/fixing rails or vertical pieces.

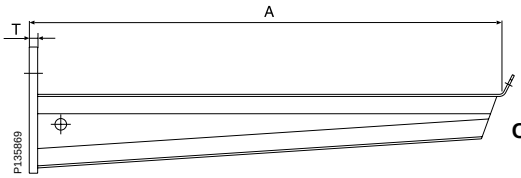

Cantilever arm 50

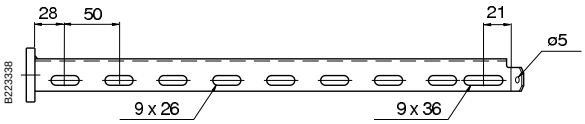

50/100-300

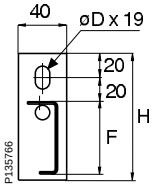

50/400-600

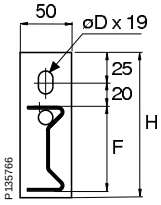

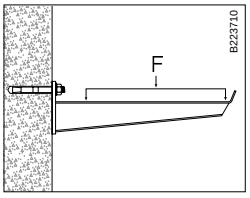

Installation of a cantilever arm to a wall using an Expansion bolt. Breaking load – see below table.

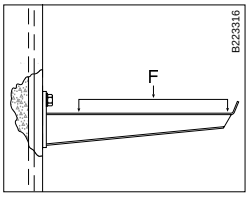

Installation of a cantilever arm using a T-bolt on a Fixing rail 24/26 x 53 rail for casting-in or Pendant/ Fixing rails mounted on the wall. Breaking load – see below table

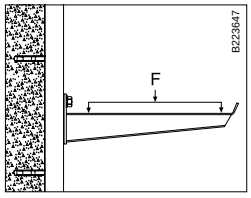

Mounting a cantilever arm using a T-bolt on a Pendant/Fixing rail mounted on a wall.

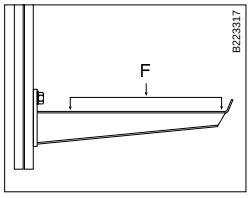

Installation of cantilever arm using T-bolt with vertical pieces. Breaking load – see below table. Also check breaking load of the vertical piece.

Size and Breaking load F

						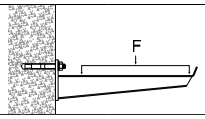		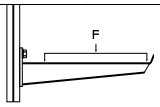	
						Mounted on wall		Mounted on P/F rail 24/48 with T-bolt 26F	
Type	A mm	D mm	F mm	H mm	T mm	kN	kg	kN	kg
50/150	200	12	36	85	4	3.0	300	3.0	300
50/250	300	12	56	105	6*	4.0	400	4.0	400
50/300	350	12	60	105	6*	4.0	400	4.0	400
50/400	450	12	70	120	8*	6.5	650	6.5	650
50/500	550	12	77	140	8*	7.0	700	7.0	700
50/600	650	12	84	150	10*	7.0	700	7.0	700

** Stainless steel: 50/250-300 T=4mm, 50/400-600 T=5mm.*

Technical information

Wall support

Used for mounting of cantilever arms on porous walls, sandwich construction wall blocks or other wall types in order to reduce the surface pressure.
The support is mounted directly onto wall by using suitable screws. It has six keyholes for easy fixation of cantilever arms at the desired height. Screw set 25S is used for mounting of cantilever arm on the wall support.
Material: Steel, pre-galvanized, pre-galvanized white.



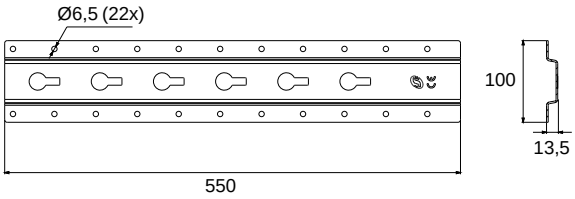

Screw set 25S

To be used for mounting of cantilever arms and Pendant/Fixing rail 24/48 on wall support. The screw set (screw MVBF 8x25 and nut M6MF8) fits all cantilever arms in the assortment. Material: Steel, hot-dip galvanized.

Mounting and fixation of cantilever arm on wall support.

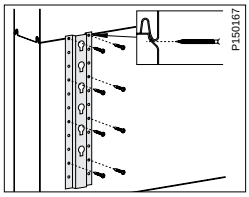

Wall supports reduce the surface stress on porous walls. The support is mounted directly onto the wall by using suitable screws.

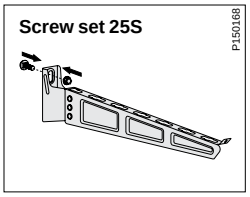

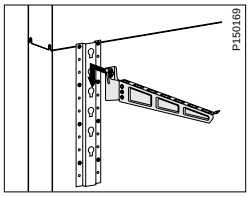

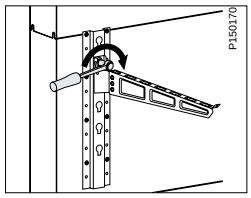

Screw set 25S is to be used for mounting of cantilever arm on the wall support. For fixation of the cantilever arm a suitable spanner is used as shown above.

Extended mounting of cantilever arm on wall support.

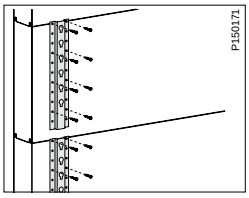

To achieve an extended mounting of cantilever arms two or more wall supports can be combined with Pendant/ Fixing rail 24/48. The supports are mounted directly onto the wall by using suitable screws.

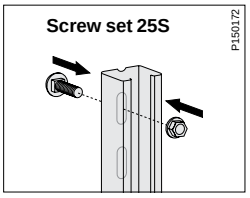

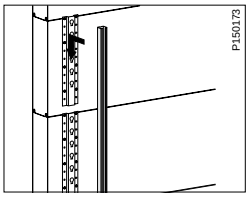

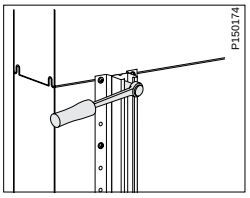

Screw set 25S is to be used for mounting of Pendant/Fixing rail 24/48 on the wall supports. For fixation of the P/F rail a suitable spanner is used as shown above.

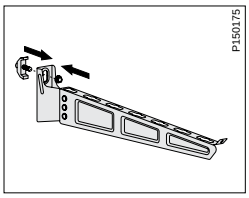

The cantilever arm is mounted by using T-bolt, which permits hight adjustment.

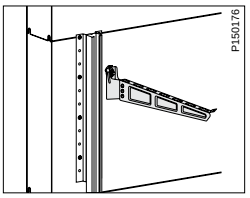

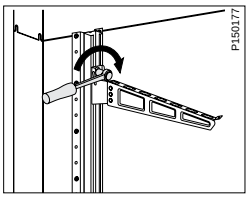

The cantilever arm is tightened to the P/F rail at the desired angle by using a suitable spanner, see above.

Pendant B12L

For light installation. Mounted with M8/M10 bolt. Telescopic extension with B19.



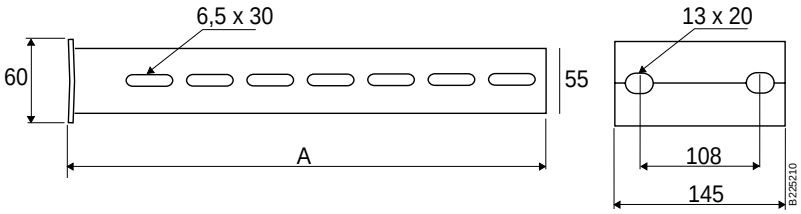

	A mm
Pendant B12L/250	250
Pendant B12L/500	500

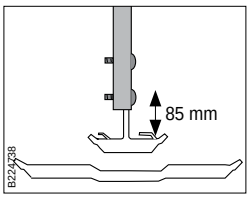

Support Hook B35 is mounted with 2 pcs Bolt and Nut B13. Adjustable in height with 85 mm.

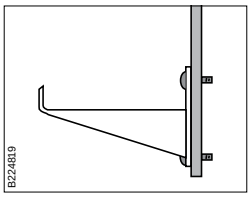

Bracket B9 is mounted with 2 pcs Bolt and Nut B13.

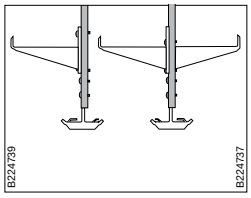

One side load only with Bracket B9/75-120. Double side mounting with Brackets B9 75-622. Symmetrical load.

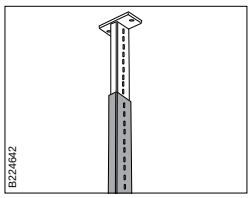

Pendant B12 is extended min 1010 max 1445 mm with Extension B19, mounted with 2 Bolt and Nut B13.

Pendant B12

For heavy installation. Mounted with M8/M10 bolt. Telescopic extension with B19.

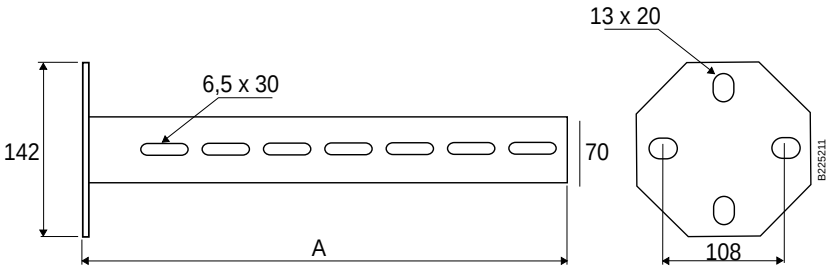

	A mm
Pendant B12/250	250
Pendant B12/500	500

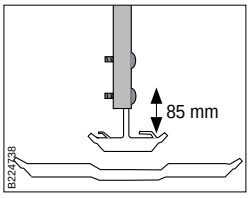

Support Hook B35 is mounted with 2 pcs Bolt and Nut B13. Adjustable in height with 85 mm.

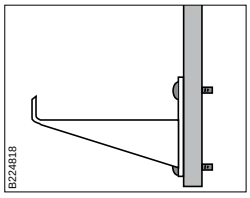

Bracket B9 is mounted with 2 pcs Bolt and Nut B13.

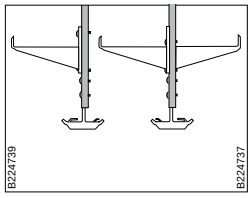

Pendant B12 handles both double and single sided installation of brackets 75-422. Only double sided installation and symmetrical load for 522, 622

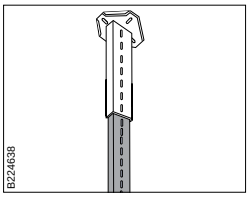

Pendant B12 is extended min 1010 max 1445 mm with Extension B19, mounted with 2 Bolt and Nut B13.

Technical information
Use and installation

Ceiling Fitting B23

For mounting onto straight or sloping ceiling.



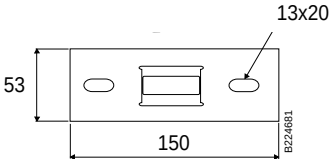

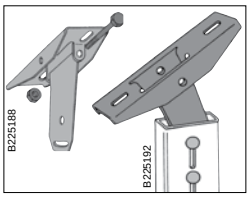

The ceiling plate of the Ceiling Fitting B23 adapts to the slope of the ceiling. Extension B19 is mounted with 2 Bolt and Nut B13.

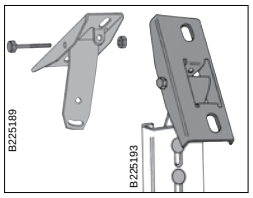

Mounting in 90º angle .

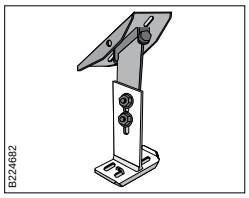

Support Hook B35 can be mounted directly onto Ceiling Fitting B23 with 2 Bolt and Nut B13.

Extension B19

For telescopic extension of Pendant B12 , B12L and for mounting onto Ceiling Fitting B23.

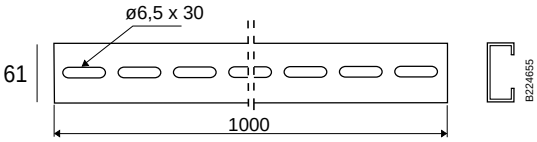

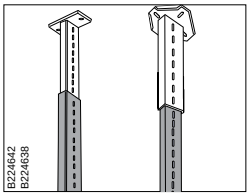

Pendant B12 and B12L is extended min 1010 max 1445 mm with Extension B19, mounted with 2 Bolt and Nut B13.

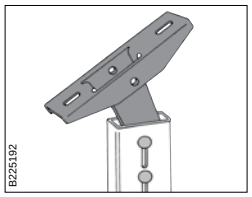

Extends the Ceiling Fitting B23 for sloping and straight ceiling, mounted with Bolt and Nut B13.

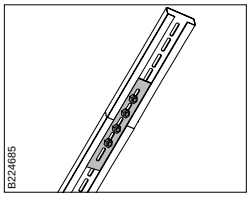

Extension B19 is joined with Joining Fitting B24 and 4 Bolt and Nut B13.

Technical information

Joining Fitting B24

Joining Fitting for Extension B19 and mounting onto Ceiling Fitting B23.

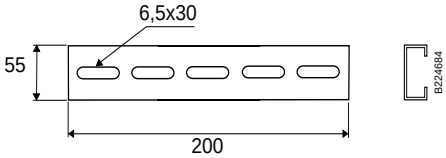

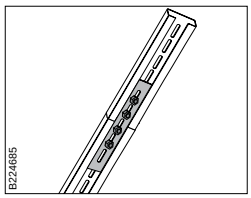

Extension B19 is joined with Joining Fitting B24 and 4 Bolt and Nut B13.

Side support B10

Increases stability of pendant with assymetrical load.

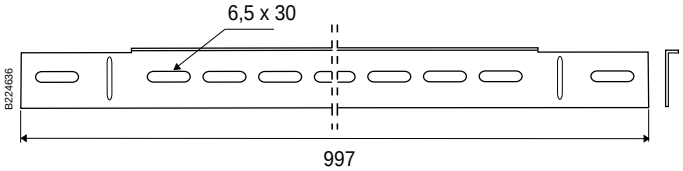

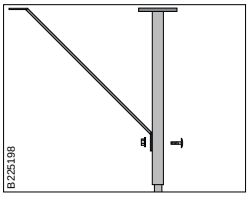

To reduce deflection of long pendants with heavy load.Mounted to Pendant with 1 Bolt and Nut B13.

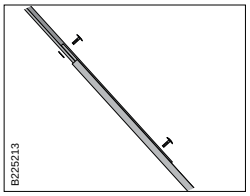

Join 2 Side supports B10 with 2 pcs Bolt and Nut B13 to extend the length.

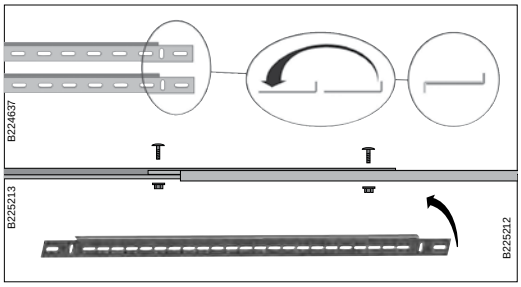

Technical information
Use and installation

Support Hook B35/120-220

Support Hook B35 for 120-220 mm Mesh tray.

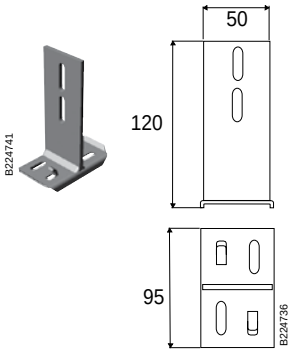

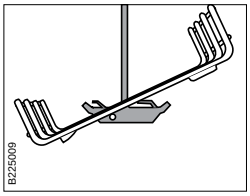

Mounted from below with angled movement.

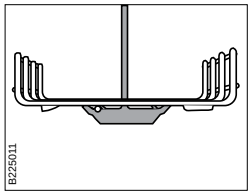

Mesh tray is mounted by closing the B35 grips.

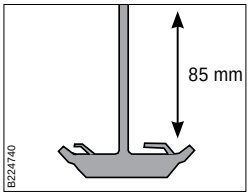

Adjustable 85 mm with Pendant B12L, B12 and Extension B19.

Support Hook B35/320-422

Support Hook for 320-422 mm Mesh tray.

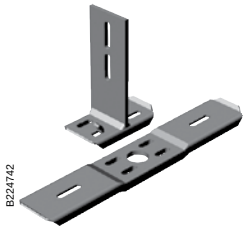

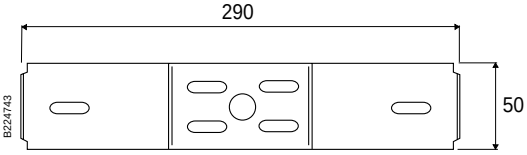



Mounted from below with angled movement and with closing of the B35 grips around the wires.

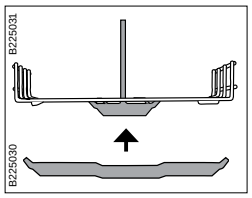

Mount the lower part of the Support Hook with 2 Bolt and Nut B13.

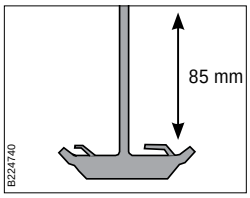

Adjustable 85 mm with Pendant B12L, B12 and Extension B19.

Support Hook B35/422-622

Reinforced support hook for 422-622 mm Mesh tray.

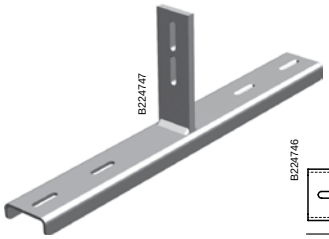

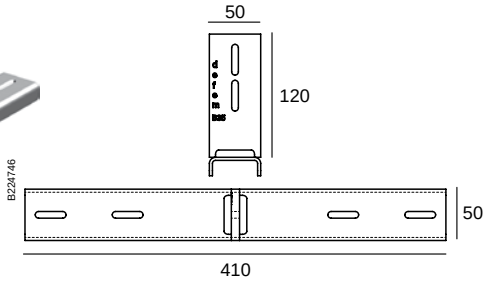

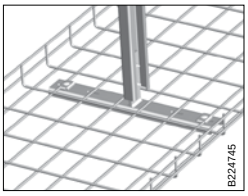

Mount the lower part of the Support Hook with 2 B2 and 2 Nut B13.

Ceiling Fitting Universal B46

For mounting of Threaded Rod B41 onto ceiling.

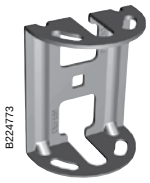

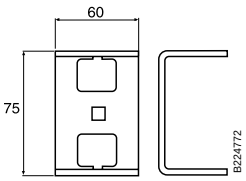

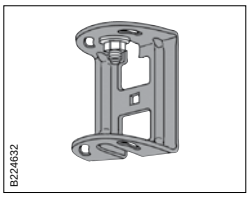

Mount the Ceiling Fitting B46 with Expansion bolt or bolt onto horizontal ceiling.

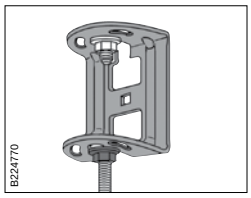

Threaded Rod B41 M8 or M10 is mounted as pendant with 2 Flange Nut B43.

Ceiling Fitting Flexible B47

Adjusts to inclination of ceiling. Delivered complete with Tensi-lock Flange Nut.

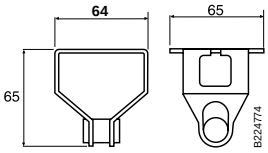

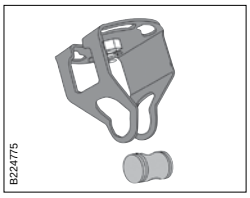

Mount the Ceiling Fitting B47 with Expansion bolt or bolt onto level or sloping ceiling.

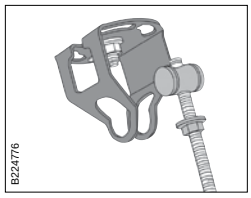

Screw in the yoke and the Tensi-lock nut onto the Threaded Rod B41.

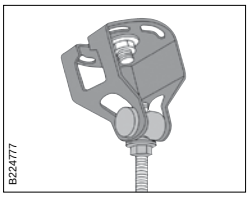

Hook the Threaded Rod onto the B47 and tighten the Nut.

Technical information
Use and installation

Ceiling Clamp B48

For hole Ø 22 mm. Delivered complete with Tensi-lock Nut and washers.

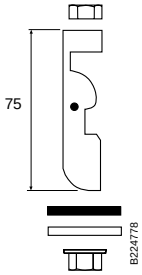

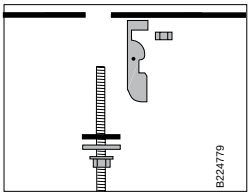

Drill a Ø 22 mm hole in the ceiling metal.

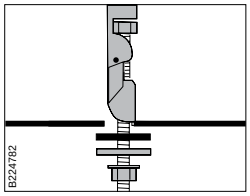

Assemble and mount the Ceiling clamp.

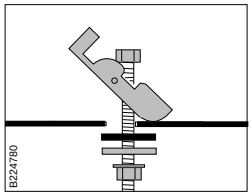

Pull down.

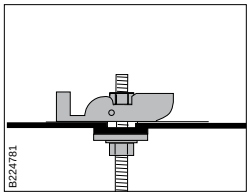

Close with the rod nut.

Beam Clamp B49

For mounting onto beam.

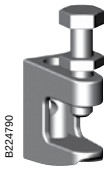

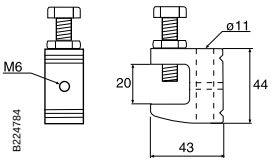

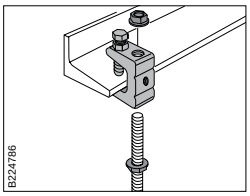

For mounting of Threaded Rod B41 with Flange Nut B43/ M8 – M10.

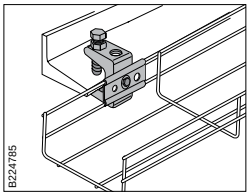

Mesh tray 53 –120 mm can be mounted directly onto Beam Clamp B48 with Fitting B1 and M6 bolt.

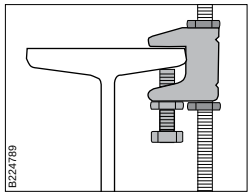

Mount the Beam Clamp with the locking bolt against the sloping side of the beam.

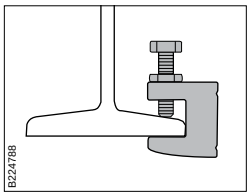

Technical information
Use and installation

Support Hook B39 120-220 and 320-422

Support Hook for mounting onto Threaded Rod.

Support Hook
B39/120-220

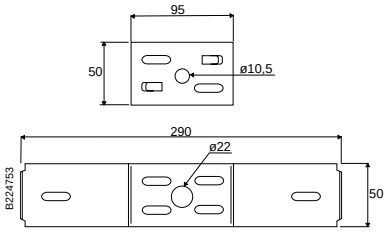

Support Hook
B39/320-422

Support Hook B39 is used together with Threaded Rod B41 as pendant. Mounted with 2 Flange Nut B43.

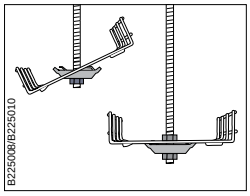

Support Hook B39/120-220. Mesh tray is moun/ted from below angled movement and by closing the grips of the B39 around the wires.

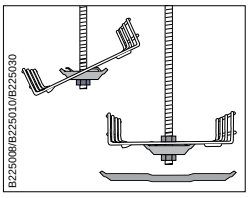

Mount the lower part of B39/320-422, after mounting the Mesh tray, with 2 Bolt and Nut B13.

Threaded Rod B41 and Thread Lock B50

Threaded Rod B41 is mounted onto Support Hook B39 with 2 pcs Flange Nut B43.

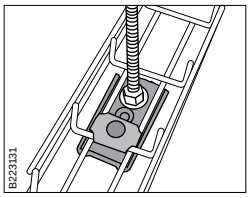

For Mesh tray 53 and 75, the Fitting B1 can be used as support hook Mounting with 1 Fitting B1, 1 Fitting B2, 1 Bolt and Nut B13 and two Flange Nut B43.

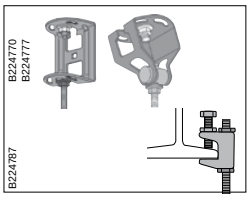

For ceiling mounting, use Ceiling Fittings B46, B47, B48 or B49.

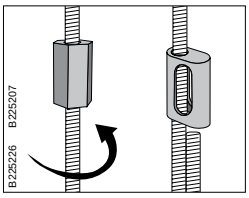

The Threaded Rod is extended by using Distance Nut B42 or Thread Lock B50 as joining fitting.

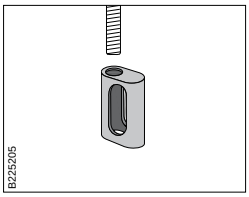

Put the Thread Lock B50 in the desired position onto the upper Rod.

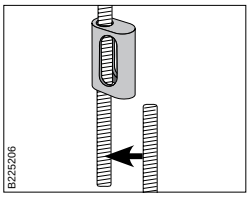

Put the lower Rod in contact with the upper Rod.

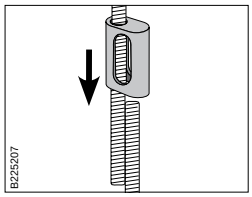

Lower the Thread Lock B50 onto both rods, now in locked position.

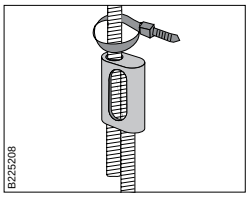

Put a cable stripe above the upper Thread Lock as safety lock.

Flange Nut B43, M8/M10 and Distance Nut B42

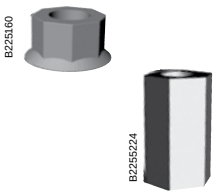

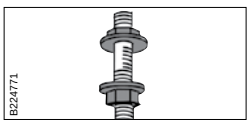

Flange Nut B43 is mounted onto Threaded Rod B41 in order to lock it to the Support Hook and the Ceiling Fittings.

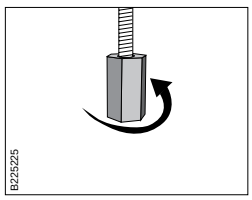

Screw in the Distance Nut on the upper Threaded Rod to the middle.

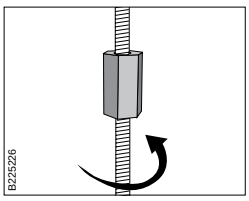

Screw in the lower Threaded Rod into the Distance Nut and tighten.

Technical information
Use and installation

Accessories Holder B5 Mini

Fits to all Mesh trays.



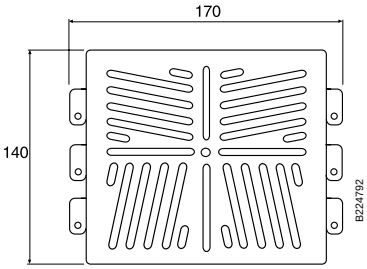

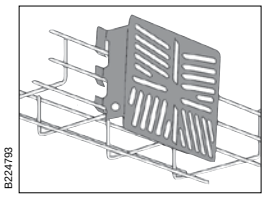

Accessories Holder B5 Mini is easily mounted directly on the side of the mesh tray.

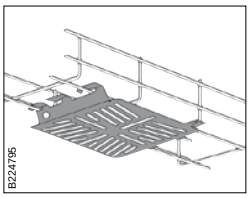

Accessories Holder B5 Mini is mounted equally easy to the bottom of the mesh tray.

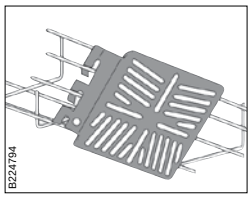

Accessories Holder B5 Mini is also mounted in 45º angle onto the mesh tray.

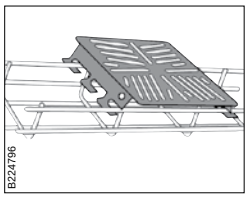

Accessories Holder B5 Mini can also be mounted on top of the 53 and 73 mesh trays.

Accessories Holder B5

For Electro-galvanized and Hot-dip galvanized

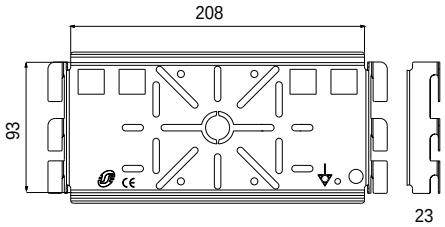

For AISI 316L



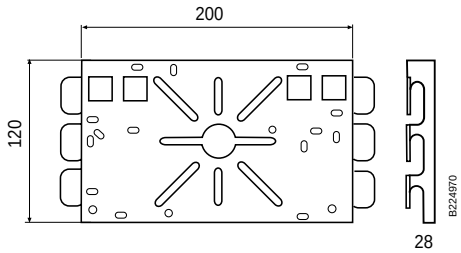

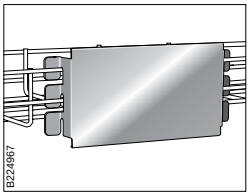

Accessories Holder B5 is easily mounted directly on the side of the mesh tray.

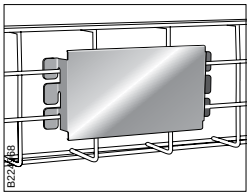

Accessories Holder B5 is mounted equally easy to the bottom of the mesh tray.

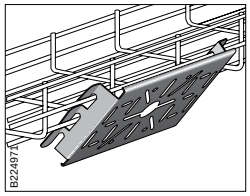

Accessories Holder B5 is also mounted in 45º angle onto the mesh tray.

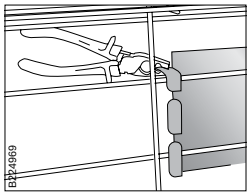

Accessories Holder B5 is tightened to the mesh tray by closing the grips around the wires.

Technical information
Use and installation

Plate Cover B7 and Clip B8



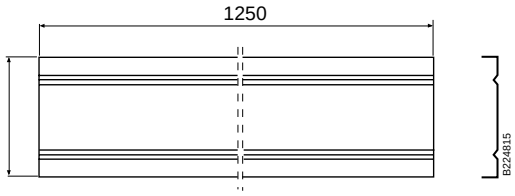

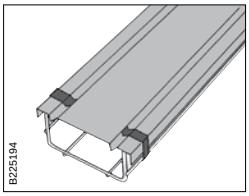

Plate Cover B7 is mounted with Clips B8, 4 pcs/ cover.

	For tray width mm	A mm
Plate Cover B7/75	75	80
Plate Cover B7/120	120	125
Plate Cover B7/220	220	225
Plate Cover B7/320	320	325
Plate Cover B7/422	422	425

Separating Plate B36



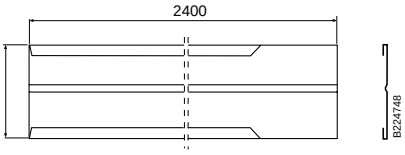

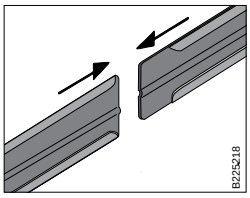

Simple joining by gliding Plates into each other.

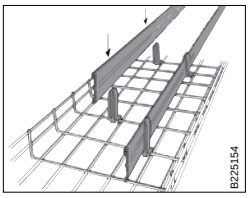

Plate Holder B38 is used for mounting of Separa-ting Plate B36 onto Mesh tray.

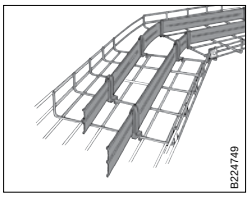

The Separating Plate B36 can be shaped to follow the horizontal bends of the mesh tray.

Plate Holder B38

Used for mounting of Separating Plate B36, 5 pcs/Separating Plate.

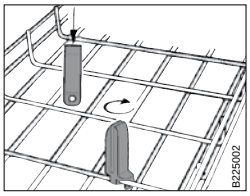

The Plate Holder is easily turned into fixed position on the mesh tray.

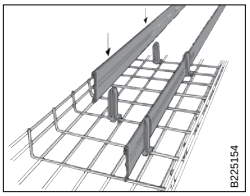

Separating Plate B36 is snapped into the Plate Holder.

Technical information
Use and installation

Separating Plate B26

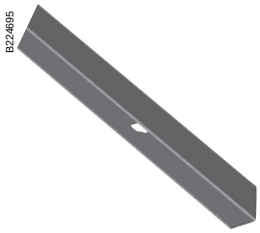

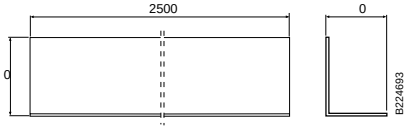

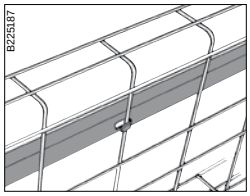

Use the grips of the Separating Plate B26 to attach to the cross wires of the Mesh tray.

Tele-Channel B6

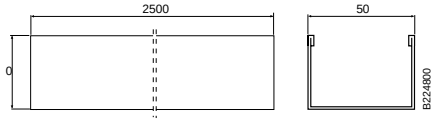

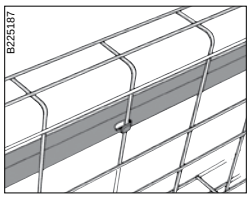

Use the grips of the B6 Tele-channel to attach to the cross wires of the Mesh tray.

Combi Fitting B21

For mounting onto Wibe Cable Ladders.

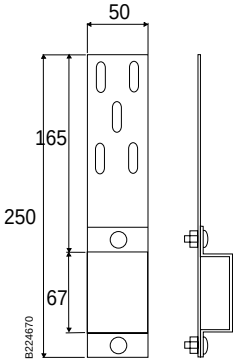

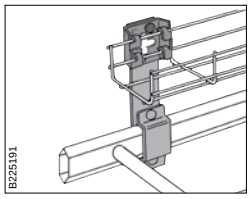

Mesh tray 53 and 75 is mounted onto Combi Fitting B21 with Bracket B4 mini
Bolt and Nut B13.

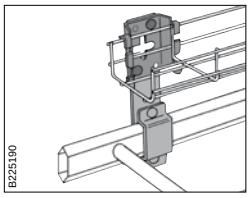

Mesh tray 120 is mounted onto Combi Fitting B21 with Bracket B4
Bolt and Nut B13.

Combi Fitting B21 90 degree

For mounting onto Wibe Cable Ladders.

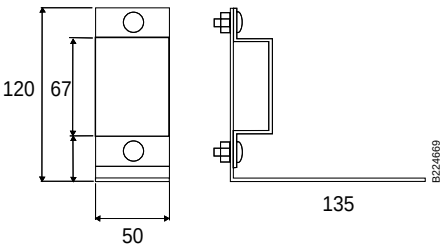

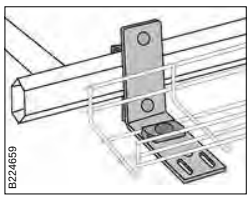

Mesh tray 53, 75 and 120 is mounted onto Combi Fitting B21 90º with
1 Fitting B2,1 Bolt and Nut B13.

Technical information
Use and installation

Support B33

For mounting of all Mesh trays on floor, for example under raised floor.

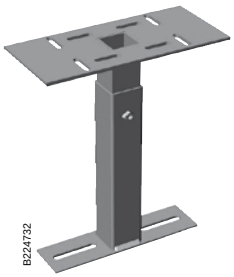

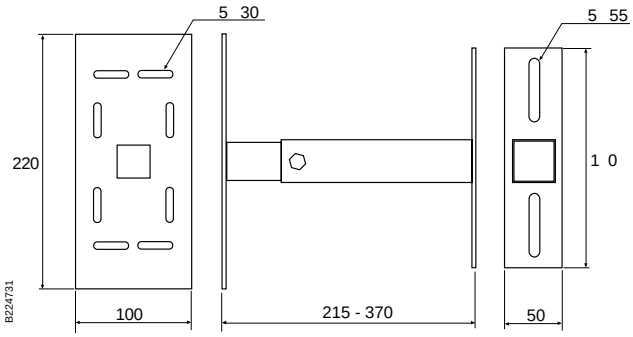

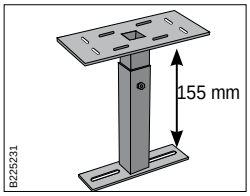

B33 Support is adjustable in height from 215 to 370 mm.

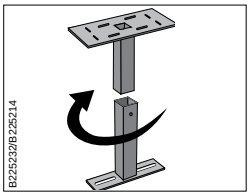

Upper or lower part can be adjusted in 90º angle.

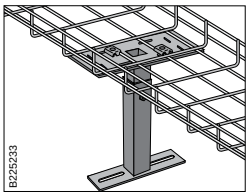

Mesh tray is mounted with suitable number of Fitting B2, Bolt and Nut B13.

Conveyor Bracket B17

Universal fitting for mounting of mesh trays along conveyor system.

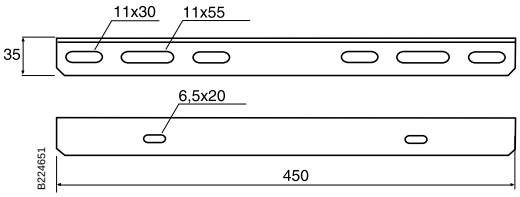

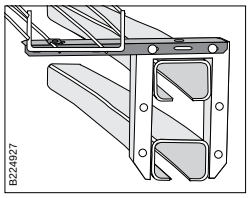

The Mesh tray is mounted onto the Conveyor Bracket with
1 Fitting B2.
1 Bolt and Nut B13.

Earth Connection Clamp B18

For mounting of earth cable onto chosen wire in the Mesh tray.

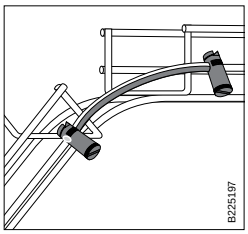

Earth connection clamp B18 is mounted to connect earth cable to mesh tray.

Technical information
Use and installation

Bend Plate B31

For smooth cable bend at change of level.



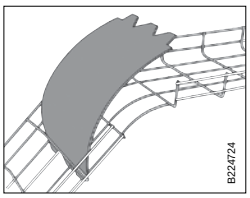

Attach the Bend Plate ends into the lower part of the Mesh tray.

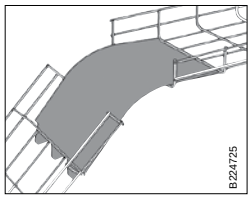

Attach the Bend Plate into the upper part of the Mesh tray.

Side Radius Limiter B11

Used for limiting side bend radius of any cable type.



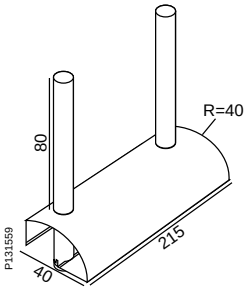

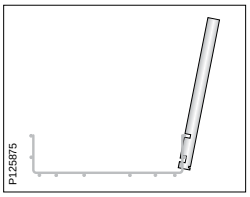

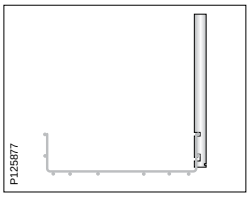

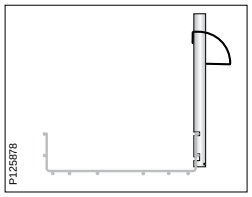

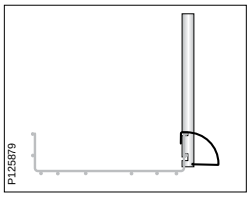

Radius Limiter B34

Limits the bend radius for sensitive cables.



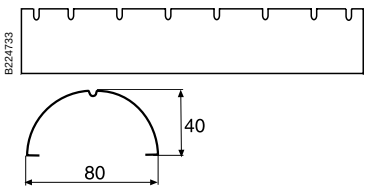

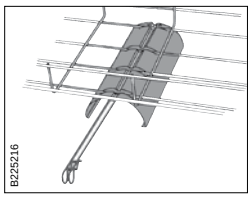

The radius limiter is mounted from below with the locking stick.

Radius Limiter B67 and Cover B68

Limits the bend radius and gives protection at side position.
Cover B68 is used for protection of cables < 2 mm.

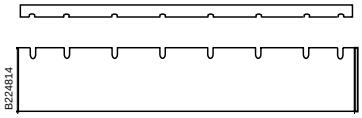

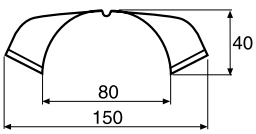

Technical information
Use and installation

AS-I Clips B14



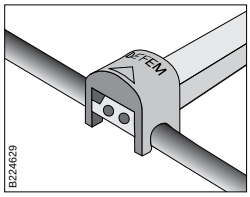

For fixing of AS-I cable. Blue for 4 mm wire, grey for 5 mm wire.

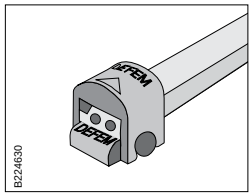

Grey clips are also used for mounting onto Fixing Plate B15.

Cable Clips B16

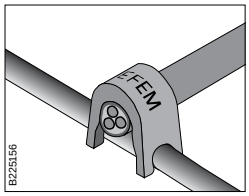

For mounting of cable or hose, Ø 6, 8 or 10 mm, onto 5 mm tray wire.

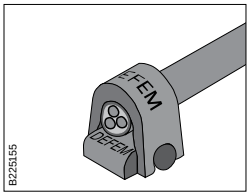

Also used for mounting of cable or hose onto Fixing Plate B15.

Fixing Plate B15



For mounting of cable or hose onto, for example, machines. Mounted with suitable screw.

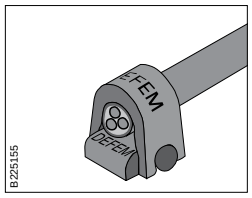

The cable is mounted with Cable Clips B16 onto Fixing Plate B15.

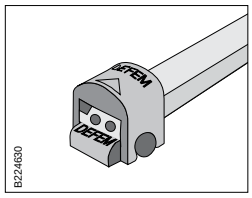

The AS-I cable is mounted with B14 AS-I Clip onto Fixing Plate B15.

Technical information
Use and installation

Marking Clip B44

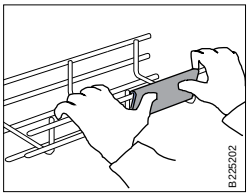

The Marking Clip is snapped onto the two side wires.

Identification Tag B40

Fits to wire Ø 5mm.



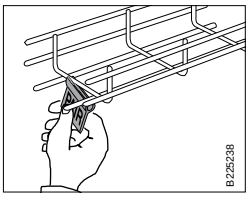

The Identification Tag is snapped onto the mesh tray.

Cable Roller B25

Facilitates the pulling of cables into the mesh trays.

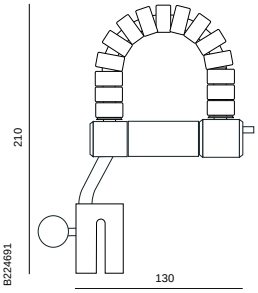



Pull the black knob outwards, place the cable roller onto the mesh tray.

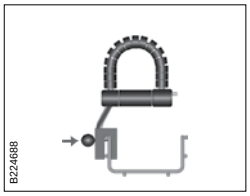

Release the black knob and the cable roller is securely mounted on the mesh tray.



Simply pull the cable through the cable roller to the desired distance.



Push the small metal button to open the cable roller and place the cable in the tray.

Installation ties

Rapstrap range

P140262

P139975

Description

Rapstrap is a smooth and flexible installation tie that can loop and weave into a multitude of configurations.

All parts of Rapstrap can be used, just tie, cut off the remaining front part and use again. The unique design also allows Rapstrap to be easily released and re-used somewhere else. For longer lengths, Rapstrap can be joined together.

Rapstrap is made of flexible polymer and can strech up to 50%. Yet it ties securely without harming any sensitive surfaces.

Benefits

- Re-usable - reduces waist
- Releasable - thousands of uses
- Soft and flexible - perfect for securing bundles
- Controlled tension - semi-elasticated
- Different bundles - same strip
- No sharp edges - safer use
- Halogen free

Material data

Material	Custom polyurethane elastomer
Colours	• Neutral • Black

Operative data

Properties	Maximum bundle size	>80 mm
	Minimum bundle size	<5 mm
	Recommended max. loading looped	10 kg
Thermal properties	Low temperature brittle point	-68°C
	Tested to -6°C with no loss of flexibility	
	Operating temp. with no load	-20°C till +60°C
Flame properties	UL94 class HB	
UV-stabilization	The black installation tie is UV resistant. Concerning the neutral installation tie, some loss of physical properties and discoloration may occur with prolonged exposure.	

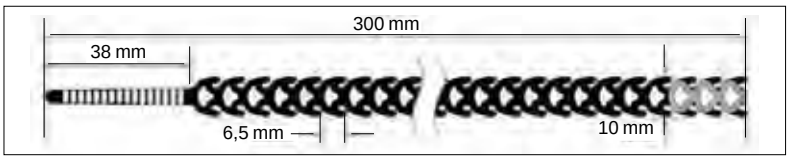

P140261

P138803

Technical information
Mounting instructions

Connection of two trays / B1, B2, B13 alt B52





90 degree flat bends / B2



Angled flat bends / B27, B2, B13

Technical information
Mounting instructions

Large radius flat bends / B3



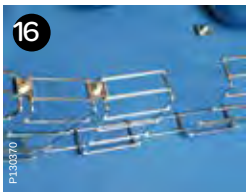

Technical information

Mounting instructions

T-junction 90 degree / B3

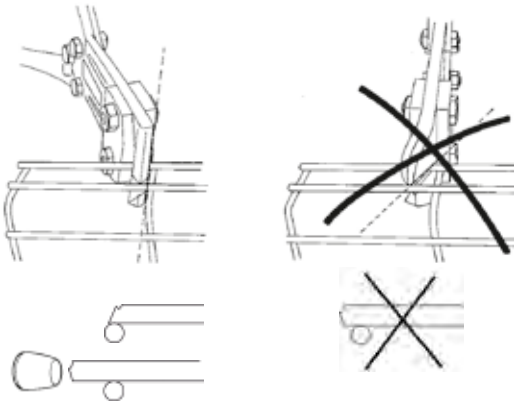







Technical information
Mounting instructions

T-junction 90 degree / B27, B2, B13





T-junction various angles / B27, B2, B13



Technical information
Mounting instructions

Reducer / B1, B2, B13 alt B52

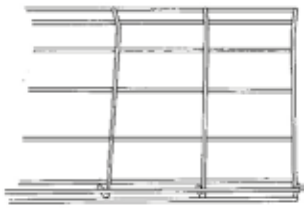

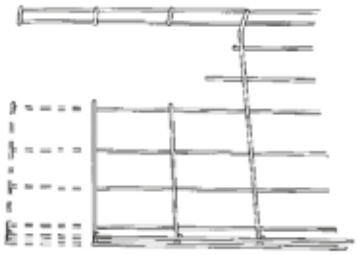

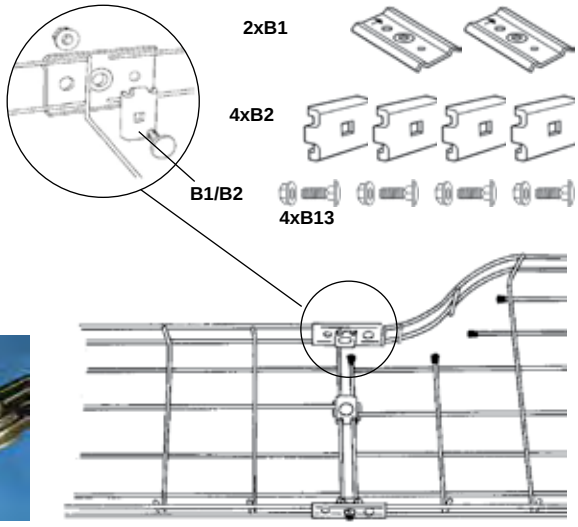



















Technical information
Mounting instructions

Symmetric reducer / B1, B2, B13



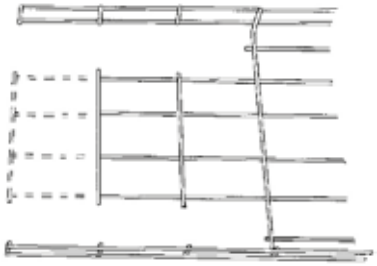

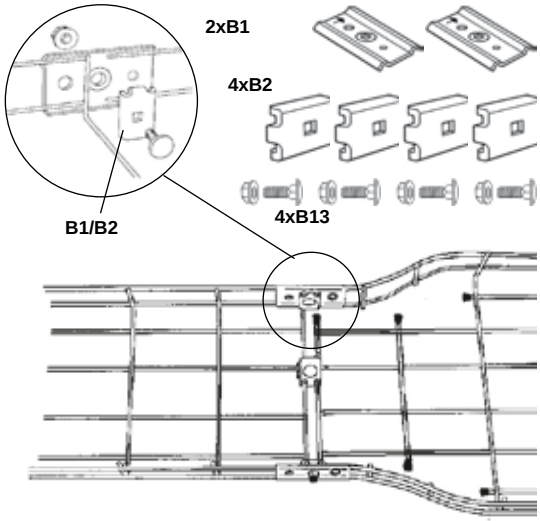



Raisers

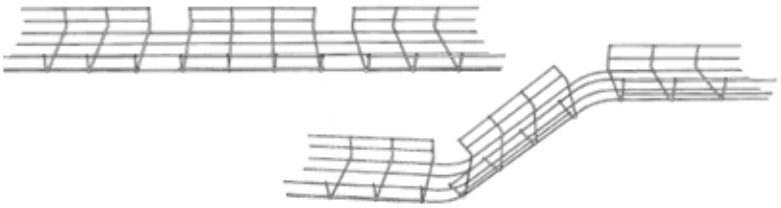



Technical information
Mounting instructions

Making an external corner / B3

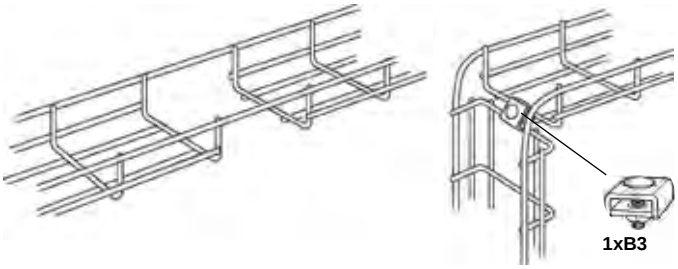

CombiRacks™ 19”

U-Bar support system

- Simple installation
- Simple maintenance
- Full visibility and access
- Continuous Bonding

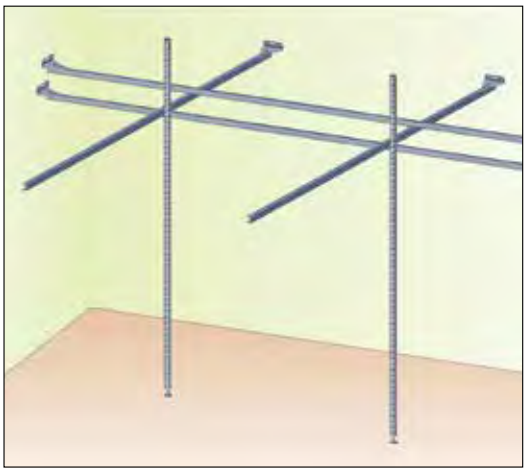

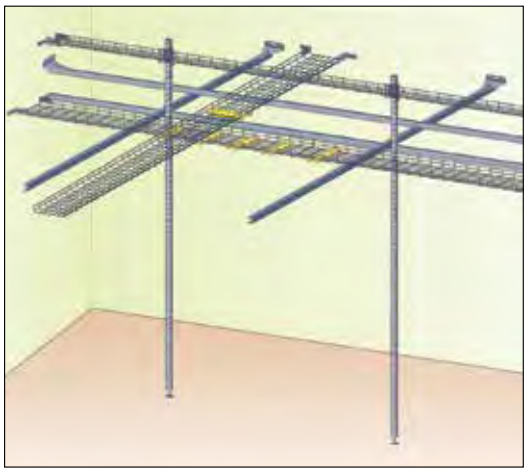

With the Level 1 U-bar at 2120 mm, this allows for multiple choices of cabinets or open CombiRack frames.

Technical information
Mounting instructions

The use of U-profile



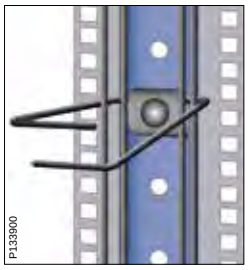

B2468
+ 2xB2
+ 2xB13

B2580
+ 8xB2490

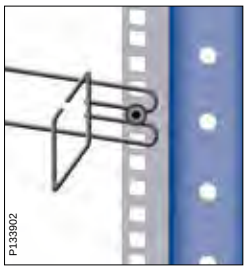

B2469
+ 2xB2490

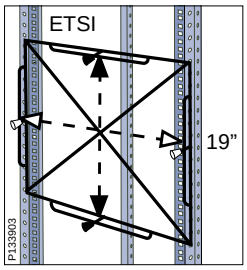

B2590

Technical information
Mounting instructions

The use of U-profile

B61

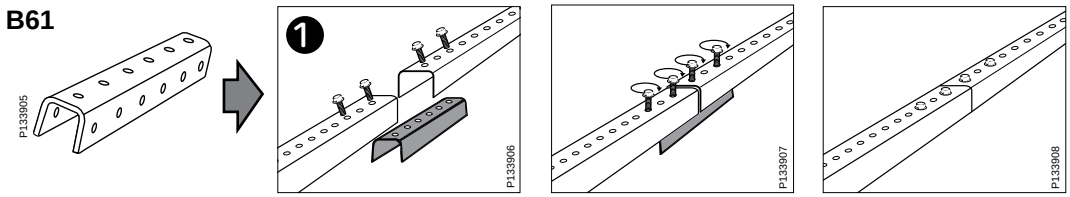

B63

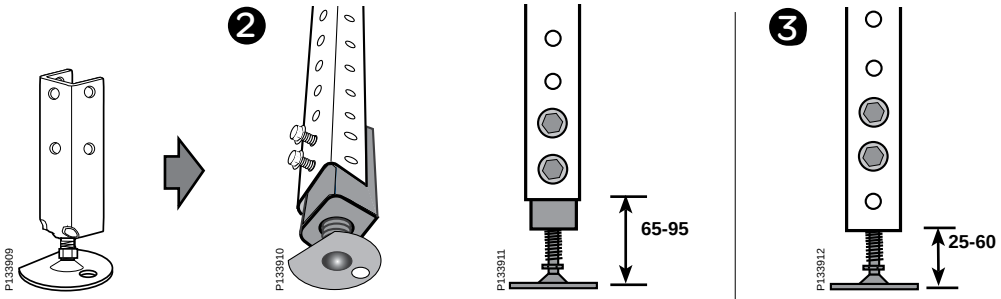

B65

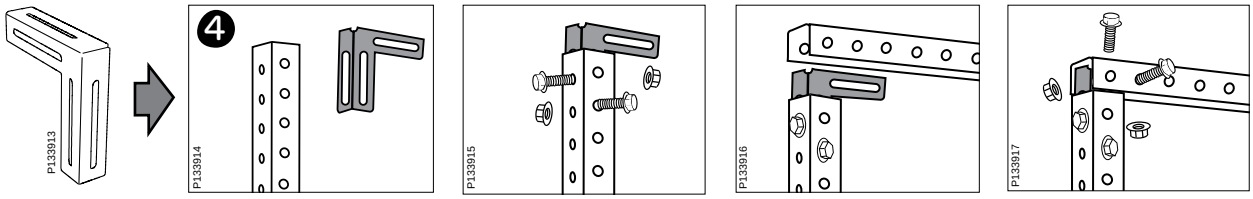

B62

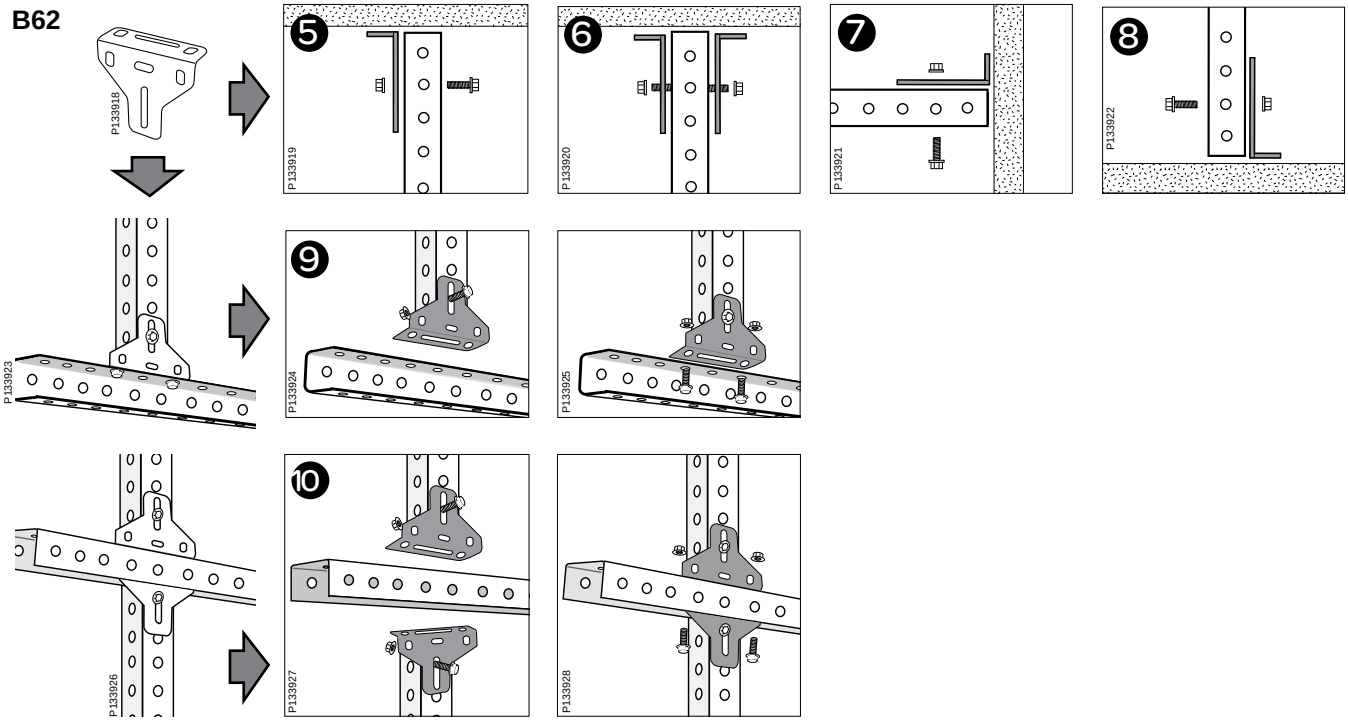

Reference number overview

723433.....54
723435.....54
723436.....54
723437.....54
723438.....54
723439.....54
725619.....64
725621.....64
725622.....64
725623.....64
725624.....64
725625.....64
780162.....44
780163.....44
791412.....44
791413.....44
791414.....44
791415.....44
1149100.....42
1149101.....42
1149102.....42
1149103.....42
1149104.....42
1149105.....42
1149106.....42
1149107.....42
1149108.....42
1149109.....42
1149110.....42
1149111.....43
1149112.....43
1149113.....42
1149114.....42
1149115.....42
1149116.....42
1149117.....46
1149118.....46
1149119.....46
1149120.....46
1149121.....44
1149122.....44
1149123.....44
1149124.....44
1149125.....43
1149130.....46
1149131.....44
1149132.....43
1149133.....43
1149134.....43
1149135.....48
1149136.....45
1149137.....47
1149138.....43
1149139.....43
1149146.....45
1149148.....45
1149149.....45
1149150.....45
1149153.....44
1149154.....44
1149155.....44
1149156.....44
1149157.....44
1149158.....47
1149159.....48
1149161.....45
1149164.....45
1149165.....45
1149168.....47
1149169.....44
1149180.....48
1149180.....57
1149180.....67
1149184.....44
1149185.....44
1149191.....48
1149192.....48
1149195.....44
1149196.....44
1149198.....44
1149200.....52
1149201.....52
1149202.....52
1149203.....52
1149204.....52
1149205.....52
1149206.....52
1149207.....52
1149208.....52
1149209.....52
1149210.....52
1149211.....53
1149212.....53
1149213.....52
1149214.....52
1149215.....52
1149216.....52
1149217.....56
1149218.....56
1149219.....55
1149220.....55
1149221.....54
1149222.....54
1149223.....54
1149224.....54
1149225.....53
1149226.....49
1149227.....49
1149228.....49
1149229.....49
1149230.....55
1149231.....54
1149232.....53
1149233.....53
1149234.....53
1149235.....57
1149236.....55
1149237.....56
1149238.....53
1149239.....53
1149246.....55
1149247.....47
1149248.....55
1149249.....55
1149250.....55
1149253.....54
1149254.....54
1149255.....54
1149256.....54
1149257.....54
1149258.....56
1149259.....56
1149261.....55
1149264.....55
1149265.....55
1149268.....56
1149269.....54
1149270.....47
1149271.....47
1149272.....47
1149273.....47
1149274.....47
1149276.....47
1149278.....47
1149284.....54
1149285.....54
1149289.....47
1149291.....56
1149292.....57
1149295.....54
1149296.....54
1149298.....54
1149300.....61
1149302.....61
1149303.....61
1149304.....61
1149305.....61
1149306.....61
1149307.....61
1149308.....61
1149309.....61
1149311.....62
1149312.....62
1149313.....61
1149314.....61
1149315.....61
1149316.....61
1149317.....65
1149318.....65
1149319.....65
1149320.....65
1149321.....64
1149322.....64
1149323.....64
1149324.....64
1149325.....62
1149330.....65
1149331.....63
1149332.....62
1149333.....62
1149334.....62
1149335.....66
1149336.....64
1149337.....66
1149338.....62
1149339.....62
1149340.....62
1149341.....62
1149342.....62
1149346.....64
1149347.....66
1149348.....64
1149349.....64
1149353.....63
1149354.....63
1149355.....63
1149356.....63
1149357.....63
1149358.....66
1149359.....66
1149361.....64
1149364.....64
1149365.....64
1149366.....48
1149366.....57
1149366.....67
1149367.....48
1149367.....57
1149367.....67
1149368.....66
1149369.....63
1149370.....66
1149371.....66
1149372.....66
1149373.....66
1149374.....66
1149378.....66
1149379.....47
1149379.....66
1149384.....63
1149385.....63
1149388.....48
1149388.....57
1149388.....67
1149389.....48
1149389.....57
1149389.....67
1149391.....66
1149392.....66
1149395.....64
1149396.....64
1149398.....63
1149400.....73
1149401.....73
1149402.....73
1149403.....73
1149404.....73
1149405.....46
1149405.....73
1149406.....73
1149407.....73
1149420.....50
1149420.....58
1149420.....68
1149421.....50
1149421.....58
1149421.....68
1149422.....50
1149422.....58
1149422.....68
1149423.....50
1149423.....58

Reference number overview

1149423.....68
1149424.....50
1149424.....58
1149424.....68
1149427.....50
1149427.....58
1149427.....68
1149428.....50
1149428.....58
1149428.....68
1149429.....50
1149429.....58
1149429.....68
1149430.....50
1149430.....58
1149430.....68
1149431.....49
1149432.....49
1149433.....49
1149434.....49
1149435.....49
1149436.....49
1149437.....49
1149438.....49
1149439.....49
1149442.....49
1149443.....49
1149444.....49
1149445.....49
1149446.....49
1149447.....49
1149448.....49
1149451.....46
1149452.....46
1149455.....46
1149456.....46
1149461.....46
1149462.....46
1149464.....46
1149465.....46
1149466.....46
1149471.....46
1149472.....45
1149473.....45
1149474.....45
1149475.....45
1149476.....45
1149482.....49
1149483.....49
1149484.....49
1149485.....49
1149486.....49
1149487.....49
1149488.....49
1149520.....49
1149520.....57
1149520.....67
1149521.....49
1149521.....57
1149521.....67
1149522.....49
1149522.....57
1149522.....67
1149523.....48
1149523.....57
1149523.....67
1149525.....49
1149525.....57
1149525.....67
1149526.....49
1149526.....57
1149526.....67
1149527.....49
1149527.....57
1149527.....67
1149531.....67
1149532.....67
1149533.....67
1149534.....67
1149535.....67
1149536.....67
1149537.....67
1149551.....65
1149552.....65
1149554.....65
1149555 65
1149561.....65
1149562.....65
1149564.....65
1149565 65
1149572.....65
1149573.....65
1149574.....65
1149575.....65
1149576.....65
1149600 60
1149601 60
1149602 60
1149603 60
1149604 60
1149605 60
1149606 60
1149607 60
1149609 60
1149610 60
1149613.....60
1149614 60
1149615 60
1518650.....50
1518650.....58
1518650.....68
1518651.....50
1518651.....58
1518651.....68
1622200.....50
1622200.....58
1622200.....68
1622200.....74
1622221.....74
1623998.....50
1623998.....58
1623998.....68
1653955.....50
1653955.....58
1653955.....68
5002450.....73
5002451.....73
5002452.....73
5002453.....73
5002454.....73
5002455.....73
5002456.....73
5002457.....73
5002458.....73
5002459.....73
5002460.....74
5002461.....74
5002467.....74
5002468.....74
5002469.....74
5002490.....73
5002580.....74
5002590.....74
5002632.....72
5002633.....72
5002634.....72
5002635.....72
5002642.....72
5002643.....72
5002644.....72
5002645.....72
CSU734698 56
CSU794521.....48
CSU794521.....57
CSU794521.....67
CSU794522.....48
CSU794522.....57
CSU794522.....67
CSU794523.....48
CSU794523.....57
CSU794523.....67
CSU794592.....48
CSU794593.....48
CSU794697 56
CSU794699 56
CSU794715 56
CSU794989 63
CSU794990 63
CSU794991 63
CSU795220.....47
CSU795221.....47
CSU795277.....47
IMT38067 50
IMT38067 58
IMT38067 68
IMT38070 50
IMT38070 58
IMT38070 68
NSYBT2U25PG..74
NSYBF2U25PG..74
NSYBF2U40PG..74
NSYGF140OPB..74
WBE1149301.....61
WBE1149310.....61
WBE1149350.....64
WBE1149608 60
WBE1149616 60

Notes

* Make the most of your energy

Lütze Elektrotechnische
Erzeugnisse Ges.m.b.H.
Niedermoserstraße 18
A-1220 Wien
Telefon: +43-1-2575252-0
Telefax: +43-1-2575252-20
www.luetze.at

06-2015